

LYNX Board Agenda

Board Date: 2/26/2009

Time: 10:30 A.M.

LYNX Offices
455 N. Garland Ave.
Orlando, FL 32801

As a courtesy to others, please silence all electronic devices during the meeting.

1. Call to Order & Pledge of Allegiance

2. Approval of Minutes

-  Minutes from the January 22, 2009 Board of Directors Meeting

Pg 4

3. Public Comments

- Citizens who would like to speak under Public Comments shall submit a request form to the Assistant Secretary prior to the meeting. Forms are available at the door.



4. Chief Executive Officer's Report

5. Consent Agenda


A. Release Requests for Proposal (RFP)

- i.  Authorization to Issue a Request for Proposal (RFP) for the Printing of Bus Passes Pg 10


B. Award Contracts

- i.  Authorization to Award Contracts for Temporary Staffing Services Pg 11
- ii.  Authorization to Award a Contract for the Artistic Painting of LYNX Vehicles Pg 14

C. Extension of Contracts









- i.  Authorization to Extend LYNX Contract 05-001 with Integrated Claim Solutions, Inc. for "Workers Compensation and Tort and Public Liability Third Party Administrative Servic Pg 16

D. Miscellaneous



- i.  Authorization to Issue an Invitation for Bid (IFB) for the Construction of a Four (4) Bus Pullout Facility at Osceola Square Mall/Armstrong Road Pg 18

- ii.  Authorization to Issue an Invitation for Bid (IFB) for Ultra Low Sulfur Diesel Fuel Pg 20
- iii.  Authorization to Issue an Invitation for Bid (IFB) for 87 Octane Unleaded Gasoline Pg 21
- iv.  Authorization to File Grant Application with the Florida Department of Transportation (FDOT) for American Recovery & Reinvestment Rural Capital Funds Pg 22
 - Attachment 
- v.  Authorization to Issue an Invitation for Bid (IFB) to Perform ADA Functional Assessments and Travel Training Pg 26

6. Action Agenda

- A.  Authorization to Release Requests for Proposal (RFP's) Related to the American Recovery & Reinvestment Act Pg 27
 - Presentation 
- B.  FY2010 Federal Discretionary Appropriations Pg 41
 - Presentation 
- C.  Federal Legislative Priorities Pg 48
 - Presentation 
- D.  Authorization to Enter into the Revised FY2008-2009 Service Funding Agreement with Osceola County Pg 52
 - Attachment 

7. Work Session

- A.  Proposed Service Changes/Eliminations For April 26, 2009 Pg 64
- B.  Review of the Transportation Disadvantaged (TD) Local Coordinating Board's (LCB) Decision and Recommendations of Proposed TD Fare Increase Pg 71

8. Other Business

9. Monthly Reports (For Review Purposes Only - No action required)

- | | | |
|----|--|-------|
| A. |  Monthly Financial Reports - October 31, 2008 | Pg 73 |
| | - Attachment  | |
| B. |  Ridership Report for December 2008 | Pg 80 |
| C. |  Planning & Development Report | Pg 87 |
| D. |  Communications Report | Pg 91 |
| E. |  Legislative Update | Pg 96 |
| F. |  Monthly Employee Travel Report | Pg 99 |

Section 286.0105, Florida Statutes states that if a person decides to appeal any decision made by a board, agency, or commission with respect to any matter considered at a meeting or hearing, he will need a record of the proceedings, and that, for such purposes, he may need to ensure that a verbatim record of the proceedings is made, which record includes the testimony and evidence upon which the appeal is to be based.

In accordance with the Americans With Disabilities Act of 1990, persons needing a special accommodation at this meeting because of a disability or physical impairment should contact Sarah Tirado at 455 N. Garland Ave, Orlando, FL 32801 (407) 841-2279, extension 3012, not later than three business days prior to the meeting. If hearing impaired, contact LYNX at (407) 423-0787(TDD).

LYNX
Central Florida Regional Transportation Authority
Monthly Board Meeting Minutes

PLACE: **LYNX Central Station**
 455 N. Garland Avenue
 Board Room, 2nd Floor
 Orlando, FL 32801

DATE: **January 22, 2009**

TIME: **10:38 a.m.**

Members in Attendance:

Seminole County Commissioner, Carlton Henley, Chair
City of Orlando, Mayor Buddy Dyer, Vice Chair
Osceola County Commissioner, Brandon Arrington, Secretary
FDOT District 5 Secretary, Noranne Downs,
Orange County, Mayor Richard Crotty

Members Absent:

1. Call to Order and Pledge of Allegiance

The Chairman, Commissioner Carlton Henley, called the meeting to order at 10:38 a.m. Chairman Henley asked Commissioner Arrington to lead the Pledge of Allegiance.

2. Approval of Minutes

Motion was made and seconded to approve the Minutes of the December 11, 2008 Board of Directors meeting. The motion passed unanimously.

3. Recognitions

The Chairman recognized Edward Johnson, Chief of Staff, to recognize LYNX employees for their years of service.

20 Years:

Vehicle Maintenance Technician	Wilbur Cole
Bus Operator	Genaro Colon
Bus Operator	Migdalia Lopez
Bus Operator	Reginald Jackson

25 Years:

Bus Operator

Vehicle Maintenance Technician

Larry Johnson

Jerry Jenkins

4. Public Comments

Joanne Cormelis addressed the Board and discouraged cutting services. She encouraged providing 24 hour service 7 days a week including holidays and weekends.

Cheryl Stone addressed the Board regarding the Transportation Disadvantaged Trust Fund. She thanked the Board and Staff for their support of the Fund's preservation during the recent Legislative Special Session.

5. Chief Executive Officer's Report

The Chairman recognized Linda Watson, Chief Executive Officer, to report on the following items:

1. Staff just completed their preliminary reports for the December 2008 ridership. The numbers indicate that ridership for the month was down approximately 12%. Within the month of December, service was reduced approximately 3%. Previously, LYNX has been able to sustain its ridership; however, the year end service changes appear to have had an impact. In January 2007 the fares were increased by approximately 17% and in January 2008 the fares were increased by approximately 14%. The January 2008 fare increase could not have impacted December's ridership. LYNX ridership could continue to decline. Other factors that could have impacted ridership are the increased unemployment in the core service area of over 7% and the 19% decrease in gas prices over the past several months.

Mayor Crotty reported that the Orange County Expressway Authority has reported that ridership is down 10%. The Tourist Development Council reported that last month's reductions were 13%, and the Greater Orlando Aviation authority reported the passenger count was down 13%. The Mayor noted that the Expressway Authority had completed some extensive research regarding the decline and offered to share the information with LYNX. He said the reports indicate that unemployment and the economy had a greater impact than gas prices.

2. At the recent meeting of the Transportation Research Board Executive Committee, three of the five members of the Presidential Transition Team for Transportation spoke on transportation in the future. Their role in the DOT transition was to evaluate programs and policies and provide policy recommendations to the in-coming DOT Secretary. They began their work prior to Labor Day by interviewing all upper level DOT employees in all transportation modes and interviewing over 100 outside agencies, experts and stakeholders. At the conclusion of their work, they found three common themes that kept coming up: 1) climate change, 2) energy, and 3) transportation. They will recommend to the Secretary that all three be linked by policy and that transportation become part of the solution, not the problem. They will also recommend that: DOT take a stronger policy role in transportation and invest and build infrastructure. The Team urged the represented organizations to be prepared by mid-February to early March for the distribution of stimulus dollars. The money will need to be used quickly to meet the goals of job creation and preservation.

3. The stimulus program is now known as the “American Recovery and Reinvestment Bill of 2009.” To date, only the House Democrats have put forward a plan which totals \$825 billion which includes \$550 billion in spending and \$275 billion in tax breaks. The plan allows for the funds to flow through existing federal agencies to the states and local governments through existing formulas. Highlights of the list of spending proposals include: \$30 billion for highway spending and \$10 billion for transit and railroad projects. Under the formula programs, \$6 billion is appropriated for the Transit Capital Assistance Program and for Fixed Guideway Infrastructure Investment; \$2 billion is appropriated for rail modernization projects. Under these programs, the FTA must apportion the funds within 7 days of the bill’s enactment. Recipients will be required to spend no less than 50 percent of the funds within 120 days of enactment with the remaining 50 percent spent within 2 years. The funds have a 100 percent federal share with no local match required. Estimates for specific amounts for states and urbanized areas are being developed.

There will likely be many changes in the bill as it goes through the House and Senate but the process has started. Once the bill is passed, attention will turn to the federal agencies that administer the provisions.

6. Consent Agenda

The Chairman announced that Consent Agenda Item 6.B.iii is being pulled from the Agenda and will be taken up as Action Agenda Item 7.B.

A. Extension of Contracts

- i. Authorization to Execute the Second Option Year of Contract #07-001 Barracuda Building Corporation for Installation of Passenger Amenities

B. Miscellaneous

- i. Consideration of Approval of Revisions to Administrative Rule #5
- ii. Authorization to Execute a Shelter and Amenities Inter-local Agreement with the City of Winter Park
- iv. Confirmation of the Appointment of Edward I. Johnson as Chief Administrative Officer
- v. Authorization to file a Grant Application to the Federal Transit Administration (FTA) and Execute an Inter-local Agreement with the City of Orlando for LYMMO Expansion Alternative Analysis (AA) Study and Subsequent Funding for the Expansion Program
- vi. Authorization to Approve and Execute an 18-Month Agreement with the State of Florida Division of Emergency Management for Department of Homeland Security Transit Security Grant Program Funding
- vii. Authorization to Submit Federal Transit Administration ITS Earmarks Grant Application
- viii. Authorization to Transfer Twenty-One Retired Buses to the Gainesville Regional Transit System

- ix. Authorization to Transfer Assets (10 MDT Units) to Polk County Transit Services as a Result of the Completion of FTA Rural ITS Demonstration Grant Project

- x. Consideration of Approval of Revisions to Administrative Rule #4

Motion was made and seconded to approve the Consent Agenda Items 6.A.i through 6.B.x excluding 6.B.iii. The motion passed unanimously.

7. Action Agenda

The Chairman announced that a Blue Sheet Action Agenda Item has been added to the Agenda and will be taken up in place of Action Agenda Item 7.A.

A. Blue Sheet Item: Authorization for the Chief Executive Officer (CEO) to Enter Into a Lease Agreement with Congressman Alan Grayson for Office Space in LYNX Central Station

The Chairman recognized Edward Johnson, Chief Administrative Officer, for presentation.

Staff is requesting the Board of Directors' authorization for the Chief Executive Officer (CEO) or designee to negotiate and subsequently execute a lease with Congressman Alan Grayson (Congressman) as the tenant for the remaining space on the fourth floor of the LCS (which is not currently occupied by the Clerk of the Orange County Circuit Court). The Lease will be for a period of two years. LYNX remains in negotiations with the Congressman over the terms of the Lease although a rough draft of the Lease that has been prepared on behalf of LYNX has been provided to the Board. The authorization requested from the Board is to permit staff to continue to negotiate with the Congressman and assuming that there is no material change in the terms of the Lease, then for the CEO to be authorized to execute the Lease on behalf of LYNX without further Board approval.

Pat Christiansen, LYNX General Counsel, noted that during the process of leasing office space within LCS, the FTA has an interest in the process as a result of the monies it provided to initially build the facility for its originally intended use as a transportation center. FTA has been provided information regarding the lease arrangements in order to obtain their approval. The Lease with the Congressman has the same provision as the Lease with the Clerk of the Orange County Circuit Court for LYNX to have the ability to recapture space for LYNX' purposes.

Motion was made and seconded to authorize entering into a Lease Agreement with Congressman Alan Grayson for Office Space in LYNX Central Station. The Motion passed unanimously.

B. Authorization to Enter into the Revised FY2008-2009 Service Funding Agreement with the City of Kissimmee

The Chairman recognized Bert Francis, Chief Financial officer, for presentation.

The City of Kissimmee has indicated that their FY2009 funding will be reduced from \$220,000 to \$120,000 this year, resulting in an additional \$100,000 funding requirement from Osceola County or may result in reduction of services. In accordance with LYNX' funding practices with other counties, any funding shortfalls from the cities revert back to the related county.

Staff is requesting the Board of Directors' authorization for the Chief Executive Officer (CEO) or designee to enter into the FY2009 Funding Agreement with the City of Kissimmee, a regional funding partner, in the amount of \$120,000 for local financial assistance.

Motion was made and seconded to authorize entering into the revised FY2008-2009 Service Funding agreement with the City of Kissimmee. The Motion passed unanimously.

The Chairman announced that a Blue Sheet Action Agenda Item has been added to the Agenda and will be taken up as Action Agenda Item 7.C.

C. Blue Sheet Item: Authorization to Approve the Proposed Workers' Compensation Settlement for Mary Cope

The Chairman recognized Bert Francis, Chief Financial officer, for presentation.

Staff is requesting the Board of Directors' authorization for the Chief Executive Officer (CEO) or designee to approve the proposed Workers' Compensation settlement for Mary Cope. The settlement is to be paid over a three (3) year period beginning in February 2009.

Motion was made and seconded to approve the proposed workers' compensation settlement for Mary Cope. The Motion passed unanimously.

8. Work Session

A. Update on the FTA Follow-up Procurement Review

The Chairman recognized Bert Francis, Chief Financial officer, for presentation.

The Federal Transit Administration (FTA) contracted with Calyptus Consulting Group, Inc. to perform a follow-up review of the Procurement System used by LYNX in the expenditure of grant funds. The Procurement System Review (PSR) process uses a standardized approach, interview guides, checklists, and reporting framework. This process was applied to the review of LYNX in an abbreviated format because it was a follow-up to the 2006 procurement review, and only those procurement system elements deficient during that review were assessed.

The review covered procurement actions from April 1, 2007 to June 30, 2008 and found sixteen elements deficient. The reviewing Contractor made seven recommendations to improve LYNX' procurement system such as utilizing FTA forms and templates and matrix of contract clauses. A number of the review findings were addressed with the Board's approval of the Administrative Rules 4 and 5 on today's agenda as well as continued staff training on FTA requirements.

After the submission of the revised Administrative Rules and their implementation, the FTA will visit with LYNX for two days. During their visit, they will assist with additional training, if necessary, to ensure the corrective measures are in place and being monitored.

9. Information Items

Information Items are for review purposes only. No action is required.

10. Other Business

The Chairman asked if there was other business to bring before the members. Hearing none, the chairman moved the Agenda.

9. Monthly Reports

Monthly Reports are for review purposes only. No action is required.

Meeting adjourned at 11:34 p.m.

Consent Agenda Item #5.A. i

To: LYNX Board of Directors

From: Bert Francis
CHIEF FINANCIAL OFFICER
Blanche Sherman
(Technical Contact)

Phone: 407.841.2279 ext: 6047

Item Name: Release Requests for Proposal (RFP)
Authorization to Issue a Request for Proposal (RFP) for the Printing of Bus Passes

Date: 2/26/2009

ACTION REQUESTED:

Staff is requesting LYNX Board of Directors' authorization for the Chief Executive Officer (CEO) or designee to issue a Request for Proposal (RFP) for the printing of bus passes in an amount not-to-exceed \$110,000. The term of the contract will be for three (3) years.

BACKGROUND:

Over the last six (6) or more years, LYNX has purchased its bus passes from Electronic Data Magnetics, Incorporated (EDM) out of Winston-Salem, North Carolina. In conjunction with the implementation of LYNX' new farebox in 2002, LYNX purchased new passes with a magnetic stripe. The magnetic stripe allowed customers to swipe bus passes with various validation periods versus flash passes with fixed periods based on the calendar months. At that time, LYNX converted the monthly and weekly passes to 30-day and 7-day passes. This allowed passengers to get the full benefit of the pass.

EDM has provided LYNX with a pricing structure consistent with their contract with Hillsborough Area Regional Transit Authority (HART) in Tampa, Florida. Although, the pricing with EDM appears to be reasonable, we need to confirm this with the current market to ensure that we are paying the most competitive price. This will be confirmed through the RFP process.

FISCAL IMPACT:

LYNX has included \$110,000 in the FY2009 operating budget to support the printing of bus passes.

Consent Agenda Item #5.B. i

To: LYNX Board of Directors

From: Edward Johnson
Chief Administrative Office
Debbie Toler
(Technical Contact)

Phone: 407.841.2279 ext: 6058

Item Name: Award Contracts
Authorization to Award Contracts for Temporary Staffing Services

Date: 2/26/2009

ACTION REQUESTED:

Staff is requesting the Board of Directors' authorization for the Chief Executive Officer (CEO) or designee to award a contract to AppleOne Employment Services, CareersUSA and Top Talent Staffing. The contract term shall be for three (3) years. The subject contracts are at an annual "Not to Exceed" cost of \$85,000 in the aggregate per contract year.

BACKGROUND:

LYNX utilizes between five to ten temporary employees per year primarily in the areas of administration, clerical, human resources, accounting and finance. Temporary employees also assist with the annual physical inventory count of fixed assets conducted in the fourth quarter of each year. By utilizing temporary employees, LYNX is afforded the flexibility of managing staffing levels within the organization. In addition, key tasks can still be completed with little or no interruption of day-to-day business while LYNX looks for the right talent to fill open positions.

At the October 11, 2008 LYNX Board of Directors meeting, staff received authorization to release a Request for Proposal (RFP) for temporary staffing services. The proposal was released on November 12, 2008 and proposals were due to LYNX by 2:00 PM EST on Monday, December 29, 2008.

Twenty-Four Responses were received from the following firms:

- Accounting Principles Adecco
- AppleOne Employment Services A-RYEN Unlimited Staffing Solutions
- Associate Staffing and Placement CanDo Tech Consulting
- CareersUSA Corestaff Services
- Employment Resources Exceptional Staffing Inc
- Manpower Moten Tate, Inc.
- On Target Staffing Peoplemark, Inc.
- Personnel One RandCol, LLC
- Smart Professional Resources Spherion
- Specialty Staffing Resources Staffing Now, Inc.
- Superior Technical Resources Team Force Staffing Solutions, Inc.
- Top Talent Staffing Tri-State Employment Services, Inc.

The Source Evaluation Committee (SEC) consisted of the following personnel:

- Doug Jamison, Manager of Strategic Planning
- Debbie Tolar, HR Generalist
- Starlin Rolle, Supervisor of Financial Reporting

The proposals were evaluated on the following criteria in descending order of importance:

- Summary of agency's demonstrated capability, including length of time the agency has provided the services being requested. **(40)**
- Price **(35)**
- References – provide at least five local references that received similar services. **(25)**

The SEC met on Monday February 2, 2009 to discuss the twenty-four (24) responses.

The scoring of the proposals submitted is as follows based on a total possible score of 300:

- AppleOne Employment Services **(262)**
- Top Talent Staffing **(258)**
- CareersUSA **(251)**
- Spherion (239)
- Moten Tate, Inc. (231)
- Exceptional Staffing Inc (229)
- CanDo Tech Consulting (223)
- On Target Staffing (222)
- Accounting Principles (219)
- Team Force Staffing Solutions, Inc. (218)
- Staffing Now, Inc. (213)
- Specialty Staffing Resources (212)
- Associate Staffing and Placement (211)
- Superior Technical Resources (203)
- Employment Resources (202)
- Smart Professional Resources(202)
- A-RYEN Unlimited Staffing Solutions (192)
- RandCol, LLC (190)
- Manpower (163)
- Corestaff Services (151)
- Adecco (123)
- Peoplemark, Inc.(104)
- Tri-State Employment Services, Inc. (104)
- Personnel One (80)

A determination of responsibility has been done on the three (3) firms selected.

DISADVANTAGE BUSINESS ENTERPRISE (DBE) PARTICIPATION:

This contract does not qualify for a DBE goal; however one of the selected firms (CareersUSA) is certified as a Women Business Enterprise (WBE) by the City of Orlando, Orange County and the Greater Orlando Aviation Authority.

FISCAL IMPACT:

The projected cost for these services shall not exceed \$82,000 in the aggregate per each year of the agreement. This amount has been budgeted in this fiscal year's budget.

Consent Agenda Item #5.B. ii

To: LYNX Board of Directors

From: Edward Johnson
Chief Administrative Office
Peggy Gies
(Technical Contact)
Rich Bannon
(Technical Contact)

Phone: 407.841.2279 ext: 6058

Item Name: Award Contracts
Authorization to Award a Contract for the Artistic Painting of LYNX
Vehicles

Date: 2/26/2009

ACTION REQUESTED:

Staff is requesting the Board of Directors' authorization for the Chief Executive Officer (CEO) or designee to award a contract to Doug Bloodworth Enterprises, Inc. The initial contract term shall be for four (4) years. The subject contract will have a "Not to Exceed" cost of \$600,000.

BACKGROUND:

At the December 11, 2008 LYNX Board of Directors meeting, staff received authorization to release a Request for Proposal (RFP) for the painting of buses. It is necessary that this contractor be able to realistically reproduce artwork on all LYNX vehicles (LYNX buses and other LYNX vehicles such as cars, carts, trucks and vans). The artwork must be completed in a timely manner - one-sided bus within 3 calendar days and two-sided bus within 5 calendar days.

Under Florida Statue 287.057, procurements involving artistic services are not subject to competitive solicitation requirements.

LYNX Board Agenda

LYNX has negotiated the following pricing per vehicle with Mr. Bloodworth for each contract year.

Pricing for Years 1 and 2

Painted Bus 29' – 2 Side Driver & Passenger Sides	\$5,000.00
Painted Bus 35' – 2 Side Driver & Passenger Sides	\$5,000.00
Painted Bus 40' – 2 Side Driver & Passenger Sides	\$5,000.00
Painted Bus 29' – 1 Side (Driver or Passenger)	\$2,500.00
Painted Bus 35' – 1 Side (Driver or Passenger)	\$2,500.00
Painted Bus 40' – 1 Side (Driver or Passenger)	\$2,500.00
Painted Back of Bus	\$750.00

Pricing for Years 3 and 4

Painted Bus 29' – 2 Side Driver & Passenger Sides	\$5,500.00
Painted Bus 35' – 2 Side Driver & Passenger Sides	\$5,500.00
Painted Bus 40' – 2 Side Driver & Passenger Sides	\$5,500.00
Painted Bus 29' – 1 Side (Driver or Passenger)	\$2,750.00
Painted Bus 35' – 1 Side (Driver or Passenger)	\$2,750.00
Painted Bus 40' – 1 Side (Driver or Passenger)	\$2,750.00
Painted Back of Bus	\$900.00

FISCAL IMPACT:

The fiscal impact of this contract is estimated at \$600,000 over the life of the contract and is funded at \$125,000 from the Advertising Sale budget and \$25,000 from the Marketing budget.

Consent Agenda Item #5.C. i

To: LYNX Board of Directors

From: Bert Francis
CHIEF FINANCIAL OFFICER
Linda Connell
(Technical Contact)

Phone: 407.841.2279 ext: 6047

Item Name: Extension of Contracts
Authorization to Extend LYNX Contract 05-001 with Integrated Claim Solutions, Inc. for "Workers Compensation and Tort and Public Liability Third Party Administrative Services"

Date: 2/26/2009

ACTION REQUESTED:

Staff is requesting the Board of Directors' authorization for the Chief Executive Officer (CEO) or designee to exercise the second option year for Workers' Compensation and Tort and Public Liability Third Party Administrative (TPA) Services with Integrated Claim Solutions, Inc. for the period of March 1, 2009 through February 28, 2010.

BACKGROUND:

The award of Contract 05-001 was approved by the Board of Directors on January 27, 2005. The Contract was awarded for an initial period of three (3) years with two (2) one (1) year options. The initial contract period started on March 1, 2005 and expired on February 29, 2008. The first option year was authorized by the Board on February 26, 2008. This is the second option year.

The contract includes services provided by the TPA as follows:

Workers' Compensation Third Party Administrative Services:

The TPA provides professional services for the handling of the Workers' Compensation claims filed with LYNX, as necessary, in conjunction with the LYNX Risk Management Division. The TPA is responsible for all filings with the State, updating the States new Electronic Data Information (EDI) system, determining compensability and all payments, if necessary, and attending all hearings and all court proceedings.

Tort and Public Liability Third Party Administrative Services:

The TPA provides professional services for the handling of the Tort and General Liability claims that are filed with LYNX, as necessary, in conjunction with the LYNX Risk Management Division. The TPA is responsible for investigating and assessing all claims for liability, issuance of any payments that are due, negotiations for settlements and obtaining all releases and scene investigations as necessary.

FISCAL IMPACT:

The estimated cost of \$157,500 is included in the FY2009 budget.

Consent Agenda Item #5.D. i

To: LYNX Board of Directors

From: **Edward Johnson**
Chief Administrative Office
Belinda Balleras
(Technical Contact)
Rich Bannon
(Technical Contact)
Jeff Reine
(Technical Contact)

Phone: 407.841.2279 ext: 6058

Item Name: Miscellaneous
Authorization to Issue an Invitation for Bid (IFB) for the Construction of a Four (4) Bus Pullout Facility at Osceola Square Mall/Armstrong Road

Date: 2/26/2009

ACTION REQUESTED:

Staff is requesting the Board of Directors' authorization for the Chief Executive Officer (CEO) or designee to release an Invitation for Bid (IFB) to award a fixed price contract for the construction of the Osceola Square Mall Bus Pullout Facility. It is anticipated that this facility will service up to 4 different routes and future service in the Osceola County service area.

BACKGROUND:

The Osceola Square Mall is located at the intersection of US 192 and Armstrong Road within the city limits of Kissimmee. For a number of years, this facility has served as a significant transfer point for 7 routes that serve, originate and terminate in Osceola County (LINKS 4, 10, 18, 26, 55, 56 and 57). The most current data indicates that this facility currently serves at least 2,350 passengers per day. As such, it is second only to LYNX Central Station in terms of passenger boardings per day.

The construction of this facility is seen as a complement to the larger Transfer Center being proposed for construction in downtown Kissimmee. The LYNX Transit Development Plan (TDP) identifies the Osceola Square Mall location to continue serving as a transfer point for existing and future proposed LYNX services including, potential feeder flex bus service similar to what currently operates in Poinciana.

For at least the past 15 years, LYNX has been making transfers in the Osceola Square Mall parking lot (not streetside). While this has been advantageous to LYNX from a capital

perspective, the current facility is not conducive to our customers or our rolling stock. From a customer perspective, a single shelter that seats approximately 6 is the only amenity provided. With respect to our rolling stock, the parking lot is black top pavement. As such, it does not withstand the impact of LYNX buses over time, resulting in necessary repairs every 3 to 4 years at a cost of \$8,000 to \$10,000.

Based on this information, LYNX has been negotiating with the Mall ownership and management over the last fiscal year to develop a more palatable solution. LYNX and the Mall have in concert established a need for a four bus pullout bay that will be located street side on Armstrong Road. The facility will also have two large 15' x 15' shelters that will seat at least 16 people per shelter in addition to 3 wave benches for additional seating. The facility is also designed to have 2 additional shelters installed as demand and budget availability warrants. LYNX and the Mall are currently negotiating a transit license agreement for the portion of the project that will be located on Mall property. In addition, LYNX is currently in permitting review with the City of Kissimmee for this project.

Once engineering is complete and the project has received final site plan approval by the City of Kissimmee, LYNX will issue an invitation for bid (IFB) to award a fixed price service contract to construct the bus pullout bay. It is anticipated that the project will be permitted and ready for construction by March 2009. The anticipated release date is early March. The contractor will have sixty (60) calendar days to complete the project after the Notice to Proceed has been issued.

DISADVANTAGE BUSINESS ENTERPRISE (DBE) PARTICIPATION:

LYNX procurement policies require prime contractors to use their best efforts to subcontract a portion of their work to DBE firms. However, each DBE goal will be determined with the development of each scope of work.

FISCAL IMPACT:

This project is 100% Federal Transit Administration grant funded and is included in the Board adopted FY 2009 amended Capital Budget.

Consent Agenda Item #5.D. ii

To: LYNX Board of Directors

From: Bert Francis
CHIEF FINANCIAL OFFICER
Rich Bannon
(Technical Contact)

Phone: 407.841.2279 ext: 6047

Item Name: Release Requests for Proposal (RFP)
Authorization to Issue an Invitation For Bid (IFB) for Ultra Low Sulfur Diesel Fuel

Date: 2/26/2009

ACTION REQUESTED:

Staff is requesting the Board of Directors' authorization for the Chief Executive Officer (CEO) or designee to release an Invitation For Bid (IFB) for the purchase and delivery of ultra low sulfur diesel fuel. The term of the contract will be for one (1) year with a one (1) year option. In accordance with Administrative Rule 4.4.9 Fuel Contracts, the CEO is authorized to award and execute the contracts for fuel and shall report to the Governing Board at its next scheduled meeting as a discussion item.

BACKGROUND:

LYNX currently has two suppliers for diesel fuel. The contract with the J. H. Williams Oil Company allows LYNX to secure fuel contracts based upon the pricing from the New York Mercantile Exchange (NYMEX). This allows LYNX to lock in future fuel pricing. The contract with RKA Petroleum provides diesel fuel based upon daily average price from the Oil Price Information Service (OPIS). Both contracts expire on September 30, 2009. It is the intent of Staff to utilize both contracts in an attempt to secure the best pricing for the future.

FISCAL IMPACT:

The LYNX FY2009 revised budget for diesel fuel is \$13,418,759. The price and usage of fuel year-to-date is below the budgeted amount.

Consent Agenda Item #5.D. iii

To: LYNX Board of Directors

From: Bert Francis
CHIEF FINANCIAL OFFICER

Phone: 407.841.2279 ext: 6047

Item Name: Release Requests for Proposal (RFP)
Authorization to Issue an Invitation For Bid (IFB) for 87 Octane Unleaded Gasoline

Date: 2/26/2009

ACTION REQUESTED:

Staff is requesting the Board of Directors' authorization for the Chief Executive Officer (CEO) or designee to release an Invitation For Bid (IFB) for 87 Octane Unleaded Gasoline. The term of the contract will be for one (1) year with a one (1) year option. In accordance with Administrative Rule 4.4.9 Fuel Contracts, the CEO is authorized to award and execute the contracts for fuel and shall report to the Governing Board at its next scheduled meeting as a discussion item.

BACKGROUND:

The current contract with the Mansfield Oil Company expires on June 30, 2009. The gasoline purchased under this contract is primarily provided to MV Transportation for the Access LYNX service. The cost is based upon the daily average from the Oil Price Information Service (OPIS).

FISCAL IMPACT:

The FY2009 budgeted amount for unleaded fuel is \$3,191,310. Currently, costs-to-date are running below the budgeted amount.

Consent Agenda Item #5.D. iv

To: LYNX Board of Directors

From: Edward Johnson
Chief Administrative Office
Belinda Balleras
(Technical Contact)
Sue Masselink
(Technical Contact)

Phone: 407.841.2279 ext: 6058

Item Name: Miscellaneous
Authorization to File Grant Application with the Florida Department of Transportation (FDOT) for American Recovery & Reinvestment Rural Capital Funds

Date: 2/26/2009

ACTION REQUESTED:

Staff is requesting the Board of Directors' authorization for the Chief Executive Officer (CEO) or designee to submit a grant application to the Florida Department of Transportation (FDOT) for Federal Transit Administration (FTA) funds attributable to rural areas under the American Recovery and Reinvestment Act (ARRA) for capital projects.

The grant application will request \$1,000,000 in funding for capital project costs eligible under the Federal Transit Administration Section 5311 Nonurbanized Area Formula program such as preventive maintenance and the capital cost of contracting. Funds made available under the ARRA are available at 100% Federal share.

BACKGROUND:

The Florida Department of Transportation (FDOT) is asking for a very quick turnaround on requests for ARRA funds from its 5311 partners in order to expedite capital projects as intended by the Act. As the designated recipient of FTA funds for rural areas, FDOT is soliciting applications for capital projects for rural areas. FDOT will ensure inclusion of the project activities in the TIP/STIP and the Work Program.

LYNX currently provides services between Orlando and the rural communities of Bithlo, Zellwood, Sanford, Oviedo, Kissimmee, St. Cloud, and other rural portions of Orange, Osceola, and Seminole counties. The Federal rural capital assistance of approximately \$1,000,000 will be used for preventive maintenance costs associated with the provision of rural transportation services, as well as the capital cost of contracting services.

The FY 2010 Section 5311 funds will be programmed by FDOT and the JPA will be executed in FY 2009.

Attached is the Authorizing Resolution #09-001 for the FDOT grant applications.

FISCAL IMPACT:

It is estimated that approximately \$1,000,000 of Federal funds (at 100% Federal share) for rural capital may be available in FY 2009. Grant funds will be obligated in FY 2009 under a Joint Participation Agreement with FDOT.

CFRTA RESOLUTION 09-001

**A RESOLUTION OF THE CENTRAL FLORIDA REGIONAL
TRANSPORTATION AUTHORITY; AUTHORIZATION FOR
THE CHIEF EXECUTIVE OFFICER (CEO) OR DESIGNEE
TO SUBMIT GRANT APPLICATION WITH THE FLORIDA
DEPARTMENT OF TRANSPORTATION FOR AMERICAN
RECOVERY AND REINVESTMENT ACT (ARRA) RURAL
CAPITAL**

WHEREAS, LYNX has completed a Transportation Development Plan (TDP) for FY 2009-2018, which has been adopted by the Board and submitted to FDOT in June 2008, and the projects identified in the TDP are consistent with METROPLAN Orlando's Year 2025 Long Range Plan and five-year Transportation Improvement Program (TIP).

WHEREAS, this is a resolution of the GOVERNING BOARD of the Central Florida Regional Transportation Authority (hereinafter BOARD), which hereby authorizes the signing and submission of the American Recovery and Reinvestment Act (ARRA) grant application and supporting documents and assurances to the Florida Department of Transportation.

WHEREAS, this BOARD has the authority to authorize the execution of a Joint Participation Agreements and any supplements thereof, pursuant to grant awards made by the Florida Department of Transportation as authorized by Chapter 341, Florida Statutes and/or by the Federal Transit Administration Act, as amended

NOW THEREFORE, BE IT RESOLVED THAT:

1. The BOARD has the authority to authorize the execution of the Joint Participation Agreements to be issued by FDOT in FY 2009.
2. The BOARD authorizes the Chief Executive Officer (CEO) to execute the Joint Participation Agreements with the Florida Department of Transportation for capital assistance for rural transportation services in the amount of approximately \$1,000,000 at 100% Federal share.
3. That the above authorizations shall be continuing in nature until revoked by the Chairman of the Governing Board.

APPROVED AND ADOPTED this 26th day of February 2009 by the Governing Board of the Central Florida Regional Transportation Authority.

CENTRAL FLORIDA REGIONAL
TRANSPORTATION AUTHORITY

By: _____
Chairman

Attest:

Assistant Secretary

Consent Agenda Item #5.D. v

To: LYNX Board of Directors

From: Lisa Darnall
CHIEF OPERATING OFFICER
William Hearndon
(Technical Contact)

Phone: 407.841.2279 ext: 6036

Item Name: Miscellaneous
Authorization to Issue an Invitation for Bid (IFB) to Perform ADA
Functional Assessments and Travel Training

Date: 2/26/2009

ACTION REQUESTED:

Staff is requesting the Board of Directors' authorization for the Chief Executive Officer (CEO) or designee to release an Invitation for Bid (IFB) for Paratransit Functional Assessment and Travel Training.

BACKGROUND:

In an effort to reduce ADA paratransit costs and to provide services to those paratransit customers who truly need ADA paratransit service, LYNX released a Request for Quote (RFQ) to provide Paratransit Functional Assessments and Travel Training in January 2002 and an Invitation for Bid (IFB) for the same in May 2004. Quest, Inc., (a Chapter 212, 501c3 non-profit, tax-exempt organization) was awarded both contracts, the most recent of which was a three year contract with two one-year options and is set to expire on December 31, 2009.

The Functional Assessment evaluates an ADA applicant's physical and cognitive ability to access our fixed route bus system. The Travel Training promotes independence and allows those applicants who can access the fixed route bus service to be trained to do so. For every trip that we are able to transition from our ADA paratransit program to our fixed route bus service, LYNX recognizes a savings of approximately \$35.

FINANCIAL IMPACT

There is no fiscal impact to the FY2009 budget, as the Functional Assessment and Travel Training is currently budgeted at \$185,711 annually. The award of the contract will be during Fiscal Year 2010, and the expected pricing should be below \$200,000 and will budget as such.

Action Agenda Item #6.A

To: LYNX Board of Directors

From: James McLawhorn
CHIEF GOVT AFFAIRS OFFICER
Bryan Stutts
(Technical Contact)

Phone: 407.841.2279 ext: 6064

Item Name: Authorization to Release Requests for Proposal (RFP's) Related to the American Recovery & Reinvestment Act

Date: 2/26/2009

ACTION REQUESTED:

Staff is requesting LYNX Board of Directors' authorization for the Chief Executive Officer (CEO) or designee to release 17 requests for proposal related to the American Recovery and Reinvestment Act (ARRA).

BACKGROUND:

The attached list of Requests for Proposal will need to be released now in order to have contracts in place to be able to utilize ARRA funding in order to complete our submitted projects. LYNX will have 180 days to get 50% of the funding committed (under contract) once the money is released to LYNX.

We believe that there will be time within the ARRA schedule to bring all contract awards back to the Board for approval. However, if this is not the case, staff would like the ability to have the Board Chairman approve any time-sensitive contract so that the project can proceed and the funding preserved.

In an effort to ensure that projects are "shovel ready" as required by this legislation we are seeking authorization now to meet that requirement.

FISCAL IMPACT:

If 100% federal funds are not received the projects will not be pursued. The capital budget will be revised accordingly.

Proposed RFP's

1. Authorization to release an Invitation For Bid (IFB) for Brake Inspection System – estimated cost \$175,000
2. Authorization to release a Request For Proposals (RFP) for the Parking Lot Expansion at LOC – estimated cost \$400,000
3. Authorization to release a Request For Proposals (RFP) for the Design and Installation of Emergency Generators at LOC Buildings A & B– estimated cost \$650,000
4. Authorization to release an Invitation For Bid (IFB) for Purchase 120 Bus Shelters
AND
5. Authorization to release an Invitation For Bid (IFB) for the Construction of Bus Shelter Pads and installation of shelters. – combined estimated cost \$2,760,000
6. Authorization to release a Request For Proposals (RFP) Update Fare box system to facilitate Stored Value/Credit Cards and Ticketing Kiosks– estimated cost \$325,952
7. Authorization to release a Request for Proposal (RFP) for real-time “Intelligent Transportation Systems” (ITS) applications to provide LYNX buses with next generation electronics and data systems that work together to provide real-time web-based information and consolidate fare mediums between commuter rail and bus passengers.
8. Authorization to release a Request For Proposals (RFP) to Upgrade LYMMO fixed guide way system with live feed security cameras that will connect with local Police jurisdictions monitoring system – estimated cost \$328,708
9. Authorization to release a Request For Proposals (RFP) to Upgrade Video Surveillance system on all buses to wireless and increase number from 4 to 8 cameras per bus – estimated cost \$1,345,340
10. Authorization to release a Request For Proposals (RFP) to Install threat and vulnerability security at high density locations with CCTV to interface with OPD. Add solar 911 police call capability and security lighting at bus stops throughout the region. – estimated cost \$1,520,000
11. Authorization to release a Request For Proposals (RFP) to purchase Hybrid Electric vehicles that use a conventional engine and rechargeable batteries to operate – estimated cost \$4,500,000
12. Authorization to release a Request For Proposals (RFP) Smaller Green/fuel efficient Community Circulator Vehicles for Flex-bus. – estimated cost \$3,000,000
13. Authorization to release a Request For Proposals (RFP) Purchase 23 Raised Roof Wheelchair vans for Paratransit to meet rider ship demand – estimated cost \$1,000,000
14. Authorization to release an Invitation For Bid (IFB) Upgrade lighting systems at LCS and LOC for improved efficiencies and install motion detectors in key locations to turn off lights when not in use– estimated cost \$125,000
15. Authorization to release an Invitation For Bid (IFB) for Window Tinting at the LCS and LOC Facility – estimated cost \$192,000
16. Authorization to release an Request For Proposals (RFP) for the Installation of Mini-Hybrid Cooling System in 130 buses to improve fuel efficiency by up to 15%– estimated cost \$1,933,000
17. Authorization to release a Request for Proposal (RFP) to address the LYNX Operations Center’s carbon monoxide ventilation system and the vehicle exhaust ventilation system.

LYNX Bard Agenda

Address power shortage for lifting equipment. Relocate the body shop and paint booth facility into space built out and allocated at the LOC.

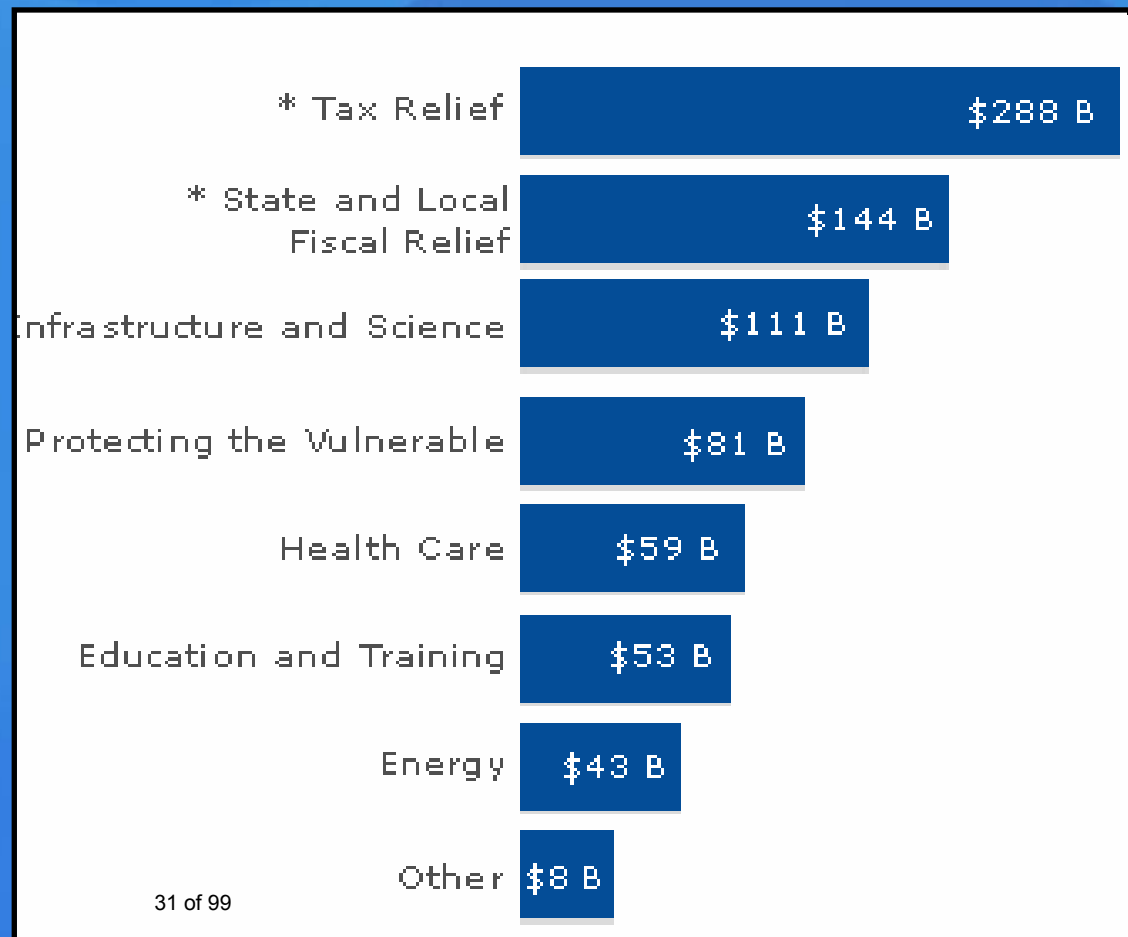


The American Recovery & Reinvestment Act (ARRA)



The American Recovery & Reinvestment Act

- Signed by President Obama February 17 in Denver Colorado.
- Total of \$787 Billion in the form of Tax Cuts, Infrastructure Projects, Economic aid and other programs designed to stimulate economic activity.
- \$17 Billion in transit related aid nationwide.



The American Recovery & Reinvestment Act

Florida

- Estimated at over \$12 Billion for the Florida Economy
- Will help “shore up” State’s revenue shortfalls by providing monies for education, unemployment, infrastructure and other programs that have faced budget cuts
- 206,000 Jobs saved or created

The American Recovery & Reinvestment Act

LYNX

- 6 Projects that could spur a total of \$ 22.49 in economic activity.
- 13 Different contracts will be created for the development of these projects.

The American Recovery & Reinvestment Act

LYNX' Stimulus Projects

- 1 LOC, Phase 2 Construction and Energy Improvements – \$2.06 million
- 2 Invest in Workforce Corridor Shelters to meet Ridership Capacity \$2.76 million
- 3 Smart Bus Technologies - \$2.0 million
- 4 Tri-County Bus Transfer Centers and Safety/ Security measures – \$4.92 million
- 5 Smaller Green/Fuel-Efficient Community Circulator Vehicles – \$8.5 million
- 6 Bus Facility and Infrastructure Investments in LEED Transit Projects – \$2.25 million

- TOTAL \$22.49 million



Authorization Requested

LOC, Phase 2 Construction and Energy Improvements
– \$2.06 million

Invitation For Bid (IFB) for Brake Inspection System

Request For Proposals (RFP) for the Parking Lot
Expansion at LOC

Request For Proposals (RFP) for the Design and Installation
of Emergency Generators at LOC Buildings A & B

Relocate body shop /paint booth to LOC in space constructed
for that purpose



Authorization Requested

Build Shelters on Workforce Corridors to meet
Ridership Capacity - \$2.76 million

Invitation For Bid (IFB) for Purchase 120 of Shelters

**Invitation For Bid (IFB) for the Construction of Bus Shelter
Pads and installation of shelter.**



Authorization Requested

Smart Bus Technologies - \$2.0 million

Request For Proposals (RFP) Update Fare box system to facilitate Stored Value/Credit Cards and Ticketing Kiosks

Request for Proposal (RFP) for real-time “Intelligent Transportation Systems” (ITS) applications to provide LYNX buses with the next generation electronics and data systems that work together to provide real-time web-based information and consolidate fare mediums between commuter rail and bus passengers.



Authorization Requested

Tri-County Bus Transfer Centers and Safety/ Security measures – \$4.92 million

Request For Proposals (RFP) to Upgrade LYMMO fixed guide way system with live feed security cameras that will connect with OPD's monitoring system

Request For Proposals (RFP) to Upgrade Video Surveillance system on all buses to wireless and increase number from 4 to 8 cameras per

Request for Proposals (RFP) to Install threat and vulnerability security at high density locations with CCTV to interface with OPD. Add solar 911 police call capability and security lighting at bus stops throughout the region.



Authorization Requested

Smaller Green/Fuel-Efficient Community Circulator Vehicles – \$8.5 million

Request For Proposals (RFP) Smaller Green/fuel efficient Community Circulator Vehicles for Flex-bus.

Request For Proposals (RFP) or utilize existing contract for hybrid electric vehicles that use a conventional engine and rechargeable batteries to operate.

Request For Proposals (RFP) Purchase vehicles for Wheelchair passengers on Paratransit.



Authorization Requested

LEED Bus Facility and Infrastructure Investments –
\$2.25 million

Invitation For Bid (IFB) improve lighting systems at LCS and LOC to reduce energy consumption. Install motion detectors to turn off lights when not in use

Invitation For Bid (IFB) for Window Tinting at the LCS and LOC Facility.

Request For Proposals (RFP) for the Installation of Mini-Hybrid Cooling System in 130 buses to improve fuel efficiency by up to 15%

Action Agenda Item #6.B

To: LYNX Board of Directors

From: James McLawhorn
CHIEF GOVT AFFAIRS OFFICER

Phone: 407.841.2279 ext: 6064

Item Name: FY2010 Federal Discretionary Appropriations

Date: 2/26/2009

ACTION REQUESTED:

Staff is requesting the Board of Directors' approval of LYNX' Federal discretionary appropriations requests for FY2010.

BACKGROUND

According to guidance from the House Appropriations Committee, Members of Congress will be appropriating funds on a discretionary basis for FY 2010. To avoid concerns members have about the process, they will be required to post information on their Web sites describing each earmark they are requesting and why it is a valuable use of taxpayer funds. In addition, tables listing each discretionary appropriation and its sponsor will be available for public review on the same day an Appropriations subcommittee reports a spending bill or 24 hours before the full committee votes on it.

Attached is LYNX' FY2010 request for the Board's approval.

Senate

Senator Nelson:

“Real Time” Web Based Transit Tracking

By utilizing the Global Positioning System (GPS) and consumer oriented web based interface we intend to provide real time bus tracking for our customers. This program would allow customers, through internet access (web browsers, internet connected mobile devices etc.), to track in “real time” bus and bus route activity. This would provide customers with “real time” tracking of buses to assist them in planning trips and making necessary connections, thereby increasing the convenience of using our transit system.

- \$1.9 Million

Senator Martinez:

Fuel Efficient - Green Bus

Funding will provide LYNX with smaller fuel efficient buses/vehicles to operate where service will be eliminated due to high costs of operating a heavy duty fixed route bus. LYNX is pursuing a sustainable, “Green” bus to provide better cost efficiencies and to reduce fuel and operating costs.

- \$4.5 Million

House of Representatives

Congresswoman Brown:

Fuel Efficient - Green Bus

Funding will provide LYNX with smaller fuel efficient buses/vehicles to operate where service will be eliminated due to high costs of operating a heavy duty fixed route bus. LYNX is pursuing a sustainable, “Green” bus to provide better cost efficiencies and to reduce fuel and operating costs.

- \$4.5 Million

Congressman Grayson:

Bus Facility Access and Safety

Improve public access to LYNX Central Station and correct the insufficient parking for persons with disabilities, increase access for seniors and provide expanded Drop-Off/Pick-up capability for commuters. Install TVA safety recommendations including real-time security for Orlando Police Department monitoring system.

- \$550,000

Congressman Mica & Kosmas:

Workforce Corridor Passenger Shelters

Install of 120 bus shelters along workforce Corridors to provide workforce corridors. Shelters will be installed to serve commuter rail bus feeder system with “smartbus” technology that will provide riders with real time commuter information.

- \$2.8 Million

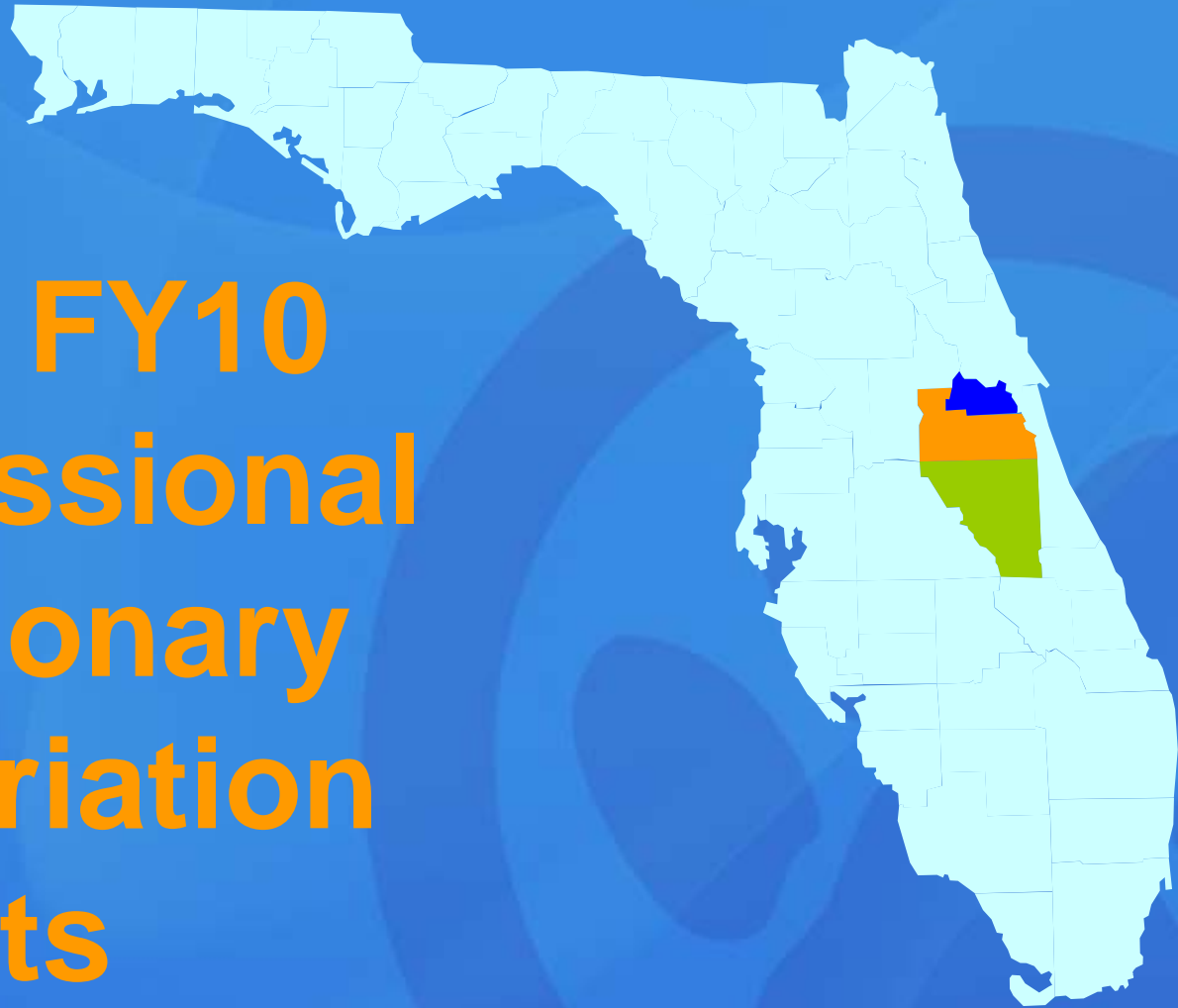
Congressman Posey:

Southern Regional Bus Facility

Build Southern Bus and Bus Facility to reduce costs to Funding partners associated with maintenance and deadhead time. Provide southern maintenance abilities to serve future commuter rail feeder bus needs for Osceola and South Orange County.

- \$1.2 Million

LYNX - FY10 Congressional Discretionary Appropriation Requests



Congressional Discretionary Funding Requests

Senate

Senator Nelson:

“Real Time” Web Based Transit Tracking

By utilizing the Global Positioning System (GPS) and consumer oriented web based interface we intend to provide real time bus tracking for our customers. This program would allow customers, through internet access (web browsers, internet connected mobile devices etc.), to track in “real time” bus and bus route activity. This would provide customers with “real time” tracking of buses to assist them in planning trips and making necessary connections, thereby increasing the convenience of using our transit system.

- \$1.9 Million

Congressional Discretionary Funding Requests

Senate

Senator Martinez:

Fuel Efficient - Green Bus

LYNX with smaller fuel efficient buses/vehicles to operate where service will be eliminated due to high costs of operating a heavy duty fixed route bus. LYNX is pursuing a sustainable, “Green” bus to provide better cost efficiencies and to reduce fuel and operating costs.

- \$4.5 Million

Congressional Discretionary Funding Requests

House of Representatives

Congresswoman Brown:

Fuel Efficient - Green Bus

Funding will provide LYNX with smaller fuel efficient buses/vehicles to operate where service will be eliminated due to high costs of operating a heavy duty fixed route bus. LYNX is pursuing a sustainable, “Green” bus to provide better cost efficiencies and to reduce fuel and operating costs.

- \$4.5 Million

Congressman Grayson:

Bus Facility Access and Safety

Improve public access to LYNX Central Station and correct the insufficient parking for persons with disabilities, increase access for seniors and provide expanded Drop-Off/Pick-up capability for commuters. Install TVA safety recommendations including real-time security for Orlando Police Department monitoring system.

- \$550,000

Congressional Discretionary Funding Requests

Congressman Mica & Kosmas:

Workforce Corridor Passenger Shelters

Install of 120 bus shelters along workforce Corridors to provide workforce corridors. Shelters will be installed to serve commuter rail bus feeder system with “smartbus” technology that will provide riders with real time commuter information.

- \$2.8 Million

Congressman Posey:

Southern Regional Satellite Facility

Build Southern Bus and Bus Facility to reduce costs to Funding partners associated with maintenance and deadhead time. Provide southern maintenance abilities to serve future commuter rail feeder bus needs for Osceola and South Orange County.

- \$1.2 Million

Action Agenda Item #6.C

To: LYNX Board of Directors

From: James McLawhorn
CHIEF GOVT AFFAIRS OFFICER

Phone: 407.841.2279 ext: 6064

Item Name: Federal Legislative Priorities

Date: 2/26/2009

ACTION REQUESTED:

Staff is requesting the Board of Directors' approval of LYNX' federal legislative priorities.

2009 Federal Legislative Priorities

SUPPORT: COMPLETE THE STREETS

View transportation policy in a more holistic way with an eye toward a new, national, transformative long-term vision. LYNX supports Senator Harkin and Congressman Matsui's effort to effect policy that encourages the design and construction of roadways that serve not only cars but provide for the safe use for transit users, pedestrians, and bicyclists.

SUPPORT: OPERATING AID FOR TRANSIT AGENCIES

With so many states facing severe budget deficits and rapid declines in sales and property tax revenues due to the failing economy, provide operating aid to transit agencies to help speed the recovery of the economy and stabilize America's public transportation systems.

SUPPORT: Transit as "Green"

Emphasize transit as a green infrastructure investment and the centerpiece of a jobs delivery and overall economic recovery strategy. Develop and implement incentives that will facilitate the adoption of new clean fuel technologies, and enhancements that are readily available to improve fuel economy and emissions performance.

SUPPORT: Streamlining New/Small Starts Programs

Simplify, streamline and expedite the current federal grant approval process to speed project delivery and reduce costs of projects.

Federal '09 Legislative Priorities



'09 Federal Legislative Priorities

SUPPORT: COMPLETE THE STREETS

View transportation policy in a more holistic way with an eye toward a new, national, transformative long-term vision. LYNX supports *Senator Harkin and Congressman Matsui's effort to effect policy that encourages the design and construction of roadways that serve not only cars but provide for the safe use for transit users, pedestrians, and bicyclists.*

SUPPORT: OPERATING AID FOR TRANSIT AGENCIES

With so many states facing severe budget deficits and rapid declines in sales and property tax revenues due to the failing economy, provide operating aid to transit agencies to help speed the recovery of the economy and stabilize America's public transportation systems.

'09 Federal Legislative Priorities

SUPPORT: Transit as “Green”

Emphasize transit as a green infrastructure investment and the centerpiece of a jobs delivery and overall economic recovery strategy. Develop and implement incentives that will facilitate the adoption of new clean fuel technologies, and enhancements that are readily available to improve fuel economy and emissions performance.

SUPPORT: Streamlining New/Small Starts Programs

Simplify, streamline and expedite the current federal grant approval process to speed project delivery and reduce costs of projects.

Action Agenda Item #6.D

To: LYNX Board of Directors

From: Bert Francis
CHIEF FINANCIAL OFFICER
Blanche Sherman
(Technical Contact)

Phone: 407.841.2279 ext: 6047

Item Name: Miscellaneous
Authorization to Enter into a Revised FY2008-2009 Service Funding Agreement with Osceola County

Date: 2/26/2009

ACTION REQUESTED:

Staff is requesting the Board of Directors' authorization for the Chief Executive Officer (CEO) or designee to enter into the FY2009 funding agreement with Osceola County, a regional funding partner, in the amount of \$5,075,993 for local financial assistance.

BACKGROUND:

In September 2008, the LYNX Board of Directors approved a funding request in the amount of \$4,975,993, which is a 5.3% increase over the FY2008 funding amount. However, the Osceola Board of County Commissioners approved a funding amount of \$4,867,305, which is a 3% increase over the FY2008 funding. This represents a discrepancy in approved funding amounts of \$108,688.

In addition, the City of Kissimmee has reduced their FY2009 funding from \$220,000 to \$120,000 this year, resulting in an additional \$100,000 shortfall in funding from Osceola County. In accordance with LYNX' funding practices with other counties, any funding shortfalls from the cities revert back to the related county. That leaves the County with a \$208,628 shortfall. Additionally, Osceola County has asked us for options and costs for reinstating some type of service in an area where service was discontinued in December based on efficiencies and route restructuring.

The County has also asked LYNX to consider further operating efficiencies by reducing the “deadhead” mileage from routes serving the county. Deadhead miles are miles traveled by revenue vehicles when not carrying passengers in revenue service, i.e., miles traveled to and from the garage at the beginning and end of the route. Because the LYNX service area is 2500 square miles, there can be significant deadhead miles in some areas.

Accordingly, staff is working with the County to determine if there is an “interim” and/or permanent location for a satellite operating facility or other approach for reducing deadhead miles in order to bring the costs of the service down. In the meantime, it was agreed that Osceola County will make monthly payments to LYNX based on the amount of funding in their FY09 budget until the matter is resolved. The agreement will be based on payments by Osceola County that are consistent with the amounts budgeted by Osceola County for FY2009 (\$4,867,305). If savings cannot be achieved by establishing a new southern operating base, Osceola County has committed to pay the entire funding amount. Staff hopes to have a subsequent analysis to present to the Board in the next sixty (60) days. If a savings can be identified and implemented in this fiscal year, the funding agreement could be adjusted accordingly.

FISCAL IMPACT:

The revised funding agreement is for \$5,075,993. This represents the original funding amount of \$4,975,993 approved by the Board in September 2008 plus the \$100,000 shortfall from the City of Kissimmee.

**SERVICE FUNDING AGREEMENT
BETWEEN OSCEOLA COUNTY AND LYNX
FOR FISCAL YEAR 2008-2009**

THIS AGREEMENT is made and entered into this ____ day of February, 2009, by and between OSCEOLA COUNTY, a charter county and a political subdivision of the State of Florida (hereinafter the "County"), and the CENTRAL FLORIDA REGIONAL TRANSPORTATION AUTHORITY, a body politic and corporate created pursuant to Part II, Chapter 343, Florida Statutes, (hereinafter "LYNX").

WITNESSETH

WHEREAS, Part II, Chapter 163, Florida Statutes (the "Local Government Comprehensive Planning and Land Development Regulation Act"), provides inter alia that specific public facilities and services must be available concurrently with the impacts of development; and

WHEREAS, the County recognizes the need to provide public transit services in an efficient manner and acknowledges the benefits of increased ridership on the regional public transit system; and

WHEREAS, increasing traffic congestion and continued population growth require an efficient and convenient public transit service; and

WHEREAS, an efficient and convenient public transit service offers a viable alternative to private automobile travel; and

WHEREAS, LYNX desires to provide public transit services within the County, and

WHEREAS, the County desires to provide LYNX with funding to support the operation of the public transportation service within the County; and

WHEREAS, at its meeting on September 24, 2008, the Osceola County Commission approved a budget allocation by which the County would provide to LYNX funding in the amount of \$4,867,305 (the "Approved County Funding") for LYNX to provide public transit services within the County; and

WHEREAS, on October 23, 2008, the Board of Directors of LYNX approved an arrangement for funding by the County for LYNX in the amount of \$4,975,993 (the "Approved LYNX Funding"); and

WHEREAS, the City of Kissimmee (the "City") is located within Osceola County, and LYNX has a separate funding arrangement with the City for transit services located within the City. In that regard:

(a) LYNX originally approved funding from the City in the amount of \$220,000 at its meeting held September 25, 2008.

(b) At its Board meeting held on January 22, 2009, the LYNX Board approved a revised funding agreement from the City in the amount of \$120,000 with the understanding that the County would "pick up" said difference or shortfall of \$100,000 in funding for LYNX; and

WHEREAS, taking into account the City funding shortfall of \$100,000, the funding then expected by LYNX from the County would be the sum of \$4,975,993 (i.e., the Approved LYNX Funding) plus the City funding shortfall (i.e., the \$100,000) for a total amount of \$5,075,993; and

WHEREAS, the difference between the LYNX requested funding of \$5,075,993 and the County approved funding of \$4,867,305 is \$208,688 (the "Funding Shortfall"); and

WHEREAS, LYNX and the County have held meetings between themselves regarding the provision of services by LYNX to see if there is any operating efficiencies that could be achieved with respect to the transit services provided by LYNX in Osceola County such as, for example, if there is placed in Osceola County an operations facility for utilization by LYNX would that facility eliminate any "deadhead time" on buses running back and forth between the LYNX Bus Operation Base in Orange County and the actual bus routes located in the County or through routing efficiencies such as "interlining".

NOW, THEREFORE, for and in consideration of the mutual covenants and agreements hereinafter contained and other good and valuable consideration, the County and LYNX agree as follows:

1. RECITALS. The County and LYNX hereby declare that the recitals set forth above are true and correct and are incorporated herein and made a part of this Agreement.

2. LYNX SERVICE AND REPORTING REQUIREMENTS. In consideration of the funding provided by the County LYNX agrees to provide the services and reports specified in this agreement.

2.01 SERVICE REQUIREMENTS. Each service is associated with an allocation of the total amount of money to be paid by the County to LYNX under this agreement as indicated in Paragraph 3 a. The intent of the parties is that LYNX will provide at least the amount of service associated with each budget allocation associated with the specific service. The parties may shift dollars from one type of service (link) to another in order to balance the amount of money paid under this agreement with the services provided. Periodically the level of services shall be reconciled with the amount of money allocated to the services. At any time that the balance of the money remaining to be paid is projected to be significantly more or less than the amount required to pay for the balance of the remaining services, the parties shall meet and agree to an adjustment to the level of service to bring the budget allocations closer to the actual requirements. Such adjustments to the levels of service shall be documented in writing, however, need not be the subject of an amendment to this agreement. In no event shall the

County be obligated to pay any additional money in the absence of a written amendment to this agreement.

2.02 REPORTING REQUIREMENTS. Beginning on April 1, 2009 and on a quarterly basis thereafter, LYNX shall provide the County a written performance report reflecting the operations of the prior quarter (collectively referred to as "Performance Measures"). Each quarterly report will include the following items:

- a. A route map, and schedule for each route operated in the County.
- b. The actual aggregate ridership by transportation mode (Fixed Route bus, Lymmo, ACCESS LYNX, Van Plan and special shuttles) in the form of the official LYNX Monthly Ridership Reports.
- c. Operational Service Characteristics Report for current services contemporaneous updates.
- d. A comparison of actual revenue and expenditures to budgeted revenues and expenditures with explanations for variances that exceed Fifty Thousand Dollars (\$50,000).
- e. LYNX Route Performance report which reports and ranks each route monthly based on the following:
 - * Subsidy per passenger trip
 - * Passengers per trip
 - * Passengers per revenue hour
 - * Passengers per revenue mile
 - * Percent farebox return (percent of operating cost recovered through farebox)
- f. Current and contemporaneous versions of the LYNX Regional Model. (This subsection (f) is not applicable for the current fiscal year funding."
- g. Scheduled and actual Revenue Miles
- h. Scheduled and actual Revenue Hours
- i. Schedule of unanticipated extraordinary expenses for the prior quarter
- j. Changes to authorized staffing
- k. Any other information the County reasonably requests
- l. An historical record describing route changes including, but not limited to:
 - i. Addition of Route(s)
 - ii. Elimination of Route(s)
 - iii. Combination of Routes
 - iv. Addition of Evening Service
 - v. Addition of Weekend Service
 - vi. Other Route Scheduling Changes
 - vii. Running Time Adjustments

Quarterly reporting periods shall end on December 31, March 31, June 30, and September 30, and said reports shall be submitted to the County's Transportation Planning Department after the end of each quarter.

On an annual basis, within thirty days of receipt, LYNX shall provide the County with a copy of all external audits, a copy of the Comprehensive Annual Financial Report, which shall include the Report on Internal Controls, Report on Compliance with Laws and Regulations, and a copy of the management letter.

3. FISCAL YEAR 2008-2009 FUNDING

- a. The County agrees to appropriate **\$4,867,305** to LYNX for Fiscal Year 2008-2009 itemized in Exhibit "A".

The funding is to be utilized by LYNX to provide public transit services in accordance with this Agreement. Such funds appropriated in the County's FY 2008-2009 Budget shall be paid in twelve (12) equal monthly installments of \$405,609 each which shall be due and payable on the first of each month. The first such payment shall be made no sooner than October 1, 2008, but recognizing that this Agreement is executed after said date, effective within ten (10) days after the date this Agreement is executed by both the County and LYNX, the County shall pay to LYNX all monthly payments (without interest) due for the months of October, 2008 to and including the month for which this Agreement is effective. Thereafter, the County will pay to LYNX the continuing monthly installment on the first day of each and every month.

- b. LYNX agrees to utilize the funds received from the County in accordance with the terms of this Agreement and to take all reasonable and necessary actions in a timely manner to initiate, implement, and operate the Public Transportation services in accordance with the terms of this Agreement. LYNX further agrees to demonstrate such initiation, implementation, and completion of such improvements by submitting reports to the County as defined in Section 2 of this Agreement.

4. FUNDING FOR SHORTFALL OF \$208,688. In regard to the Funding Shortfall, the parties agree as follows:

- a. The County and LYNX will meet to study and review whether there are savings, if any, available in the event there is placed in Osceola County an operation base to service among other routes those routes in Osceola County or through operating efficiencies such as interlining of routes.
- b. If it is reasonably determined that no savings are possible, then the County agrees to pay to LYNX on September 30, 2009 the Funding Shortfall.
- c. If it is reasonably determined that said savings are possible with the establishment of a facility in Osceola County, then the parties will further discuss the location, cost and other matters associated with said facility.

The parties will further determine whether there are any "net savings" available to the County as set forth below.

- d. If it is determined that there is no savings available, then the County will need to determine whether or not it wishes to pay the Funding Shortfall by June 1, 2009. If the County elects not to pay the Funding Shortfall, then LYNX and the County will work to reduce service in the County in an amount equal to said Funding Shortfall, unless otherwise agreed between the County and LYNX. For example, the County and LYNX may mutually agree to provide for the payment of said Funding Shortfall by the County in the subsequent fiscal year.
- e. For the purposes of determining any net savings that may result from an operation base in Osceola County, the parties will utilize the regional model recognizing that the cost will be the cost associated with the entire LYNX System and its funding partners and the savings will be savings that will be attributed to the entire system. It is only the "net savings" that would be recognized to the County based upon its share of the funding formula that will be considered for the purposes of this Agreement or the elimination of service hours attributed to deadhead hours.

5. EFFECTIVE DATE. The effective date of this Agreement is October 1, 2008. The term of this Agreement is one (1) year from its effective date.

6. INTERPRETATION. The headings contained in this Agreement are for reference purposes only and will not affect in any way the meaning or interpretation of this Agreement.

7. NEGOTIATIONS. The parties to this Agreement acknowledge that all terms of this Agreement were negotiated at arms length and that this Agreement and all documents executed in connection herewith were prepared and executed without undue influence exerted by any party or on any party. Further, this Agreement was drafted jointly by all parties, and no parties are entitled to the benefit of any rules of construction with respect to the interpretation of any terms, conditions, or provisions of this Agreement in favor of or against any person or party who drafted this Agreement.

8. MISCELLANEOUS.

- a. This Agreement constitutes the entire Agreement between the parties with respect to the specific matters contained herein and supercedes all previous discussions, understandings, and agreements. Amendments to or waivers of the provisions herein shall be made by the parties in writing. No other agreements, oral or otherwise, regarding the subject matter of this Agreement shall be deemed to exist or to bind either party hereto.
- b. If any sentence, phrase, paragraph, provision or portion of this Agreement is for any reason held invalid or constitutional by any court of competent jurisdiction, such portion shall be deemed an independent provision and such holding shall not affect the validity of the remaining portions hereto.

- c. The parties acknowledge that they have freely and voluntarily entered into this Agreement and that each party has been given the opportunity to receive the advice of independent legal counsel for all negotiations in connection with this Agreement.
- d. In any action or proceeding between the parties arising out of this Agreement, the prevailing party in such action or proceeding shall be entitled to recover all costs of such action or proceeding incurred by it, including reasonable attorneys' fees, at trial and on appeal.
- e. Time shall be of the essence of this Agreement.

9. CONTROLLING LAWS.

- a. This Agreement and the provisions contained herein shall be construed, controlled, and interpreted according to the laws of the State of Florida, and all duly adopted ordinances, regulations and policies of the County now in effect and those hereinafter adopted.
- b. The location for settlement of any claims, controversies, or disputes, arising out of or relating to any part of this Agreement, or any breach hereof, shall be Osceola County, Florida.
- f. The parties to this Agreement agree to comply with all applicable federal, state, and local laws, ordinances, rules and regulations pertaining to the actions contemplated by this Agreement.

10. BINDING NATURE OF AGREEMENT. This Agreement shall be binding only between the County and LYNX, and inure to the benefit of the successors or assigns of the parties.

11. NOTICES. All notices, consents, approvals, waivers, and deletions which any party shall be required or shall desire to make or give under this Agreement shall be in writing and shall be sufficient only when mailed by certified mail, first class postage affixed, addressed as follows:

County: Osceola County
 Board of County Commissions
 1 Court House Square, Suite 1400
 Kissimmee, Florida 34741
 Attention: Michael J. Freilinger, County Manager

with a copy to:
 Osceola County
 Public Works
 1 Courthouse Square, suite 3100
 Kissimmee, FL 34741
 Attention: Tiffany L. Homler, AICP, Multimodal Planner

LYNX: Central Florida Regional Transportation Authority
455 N. Garland Avenue
Orlando, FL 32801-1128
Attention: Linda S. Watson, Chief Executive Officer

with a copy to:

Central Florida Regional Transportation Authority
455 N. Garland Avenue
Orlando, FL 32801-1128
Attention: Albert J. Francis II, CPA, Chief Financial Officer

with a copy to:

Akerman, Senterfitt & Eidson, P.A.
255 S. Orange Avenue, Suite 1700
Orlando, FL 32801
Attention: Patrick Christiansen, Esq.

12. RECORD KEEPING PROCEDURES. LYNX shall keep and maintain accurate records of all services rendered in the performance of this Agreement and shall keep such records open to inspection by the County at reasonable hours during the entire term of this Agreement, plus three (3) years after expiration or termination of this Agreement. If any litigation, claim or audit is commenced prior to the expiration of the three (3) year period and extends beyond such period, the records shall be maintained until all litigation, including appeals, claims or audits have been concluded or resolved. Any person authorized by the County shall have access to and the right to examine any of the records.

13. FILING OF AGREEMENT. This Agreement shall be filed with the Clerk of the Circuit Court of Osceola County, Florida, or such other public official responsible under general or special law for the public records of Osceola County, Florida, in accordance with Section 163.01, Florida Statutes.

14. SOVEREIGN IMMUNITY. The parties are aware and understand that each of the parties hereto is a governmental agency entitled to the benefits of sovereign immunity. The parties agree that the County does not operate any of the transit services provided by LYNX, is not responsible for the purchase or maintenance of the equipment operated by LYNX, does not employ, train or otherwise deal with any employees of LYNX and has no control over the operations of LYNX except as may be stated herein and is therefore not liable for the negligence if any of LYNX. LYNX shall, within the limits of sovereign immunity, be liable for all claims for personal injury, including death, and property damage caused by the operation of LYNX' public transportation system, including all claims based upon the negligence or intentional acts of any LYNX employee, officer, director, contractor or other person, firm or corporation for whom LYNX may be legally responsible. Nothing contained herein shall constitute any waiver of any provisions of sovereign immunity by either party hereto.

[Signature page to follow]

IN WITNESS WHEREOF, the parties hereunto executed this Agreement as of the day and year first above written.

CENTRAL FLORIDA REGIONAL
TRANSPORTATION AUTHORITY

Attest:

(seal)

Deborah Henderson, Executive Assistant

By: _____
Linda Watson
Chief Executive Officer

Approved as to form only by General Counsel;
for sole reliance by LYNX

Akerman, Senterfett & Eidson, P.A.

By: _____
Patrick Christiansen, Esq.

STATE OF FLORIDA
COUNTY OF ORANGE

The foregoing instrument was acknowledged before me this ____ day of _____, 2009, by Linda Watson, Chief Executive Officer and Deborah Henderson, Executive Assistant, respectively, Central Florida Regional Transportation Authority, and they acknowledged before me that they executed the foregoing instrument on behalf of CENTRAL FLORIDA REGIONAL TRANSPORTATION AUTHORITY as its true act and deed, and that she was authorized to do so.

Name:
Notary Public
Serial Number:
Commission Expires:

OSCEOLA COUNTY, FLORIDA
By: Board of County Commissioners

By: _____
John Quiñones, Osceola County Chairman

Date: _____

ATTEST: _____
As Clerk to the Board of County Commissioners

By: _____
Deputy Clerk

APPROVED AS TO FORM AND LEGALITY
For use and reliance by the Osceola County,
Florida, only.

County Attorney
Osceola County, Florida

STATE OF FLORIDA
COUNTY OF OSCEOLA

PERSONALLY APPEARED before me, the undersigned authority,
_____ and _____, well known to me and known
by me to be the Chairman and County Clerk, respectively, Osceola County Florida, and
acknowledged before me that they executed the foregoing instrument on behalf of Osceola
County as its true act and deed, and that they were duly authorized to do so.

WITNESS my hand and official seal this _____ day of _____, 2009.

Name:
Notary Public:
Serial Number:
Commission Expires:

**Exhibit A - Osceola County
Transit Service Costs For FY 2009**

Net Fixed Route Operating Costs	Cost
Link 4	\$ 681,289
Link 10	495,875
Link 12 (Service Eliminated, December 7, 2008)	-
Link 18	329,720
Link 26	387,737
Link 55	1,026,910
Link 56	687,841
Link 57	122,589
Subtotal:	\$ 3,731,961
Paratransit Services Costs:	
American Disability Act (ADA) Funding	\$ 1,004,584
Transportation Disadvantage (TD) Funding	282,041
Medicaid	57,407
Subtotal:	\$ 1,344,032
Capital Funding Cost:	
\$2 Capital Funding	\$184,515
Funding Adjustments	
Less: Capital Funding Waived	(184,515)
Subtotal:	\$ (184,515)
Funding Requested from County	\$5,075,993
City Direct Payments to LYNX	
City of Kissimmee	\$ 120,000
City of St. Cloud	174,192
Subtotal:	\$ 294,192
Total County Transit Service Cost	\$5,370,185
FY2009 Billing Schedule:	
October 2008	\$ 405,614
November 2008	405,614
December 2008	405,614
January 2009	405,614
February 2009	405,614
March 2009	405,614
April 2009	405,614
May 2009	405,614
June 2009	405,614
July 2009	405,614
August 2009	405,614
September 2009	614,242
Adjusted Funding Request from County	\$5,075,993

Work Session Item #7.A

To: LYNX Board of Directors

From: Edward Johnson
Chief Administrative Office

Les Brown
(Technical Contact)

Antonio Pimpinella
(Technical Contact)

Phone: 407.841.2279 ext: 6058

Item Name: Proposed Service Changes/Eliminations For April 26, 2009

Date: 2/26/2009

BACKGROUND:

LYNX recognized the benefits of the flexible "On Demand" services successfully provided in Poinciana, and determined there are several areas within our service area that do not necessitate fixed route service operating full size LYNX buses. For the April 26, 2009 service change, staff recommends the eliminations of Link 27 and 32. At that time, both Links could be replaced with Flex Services.

In October 2008, the Board of Directors approved the December 2008 and April 2009 service changes. Staff would like this opportunity to provide the Board with further details on the April 2009 service changes. Please see attached.

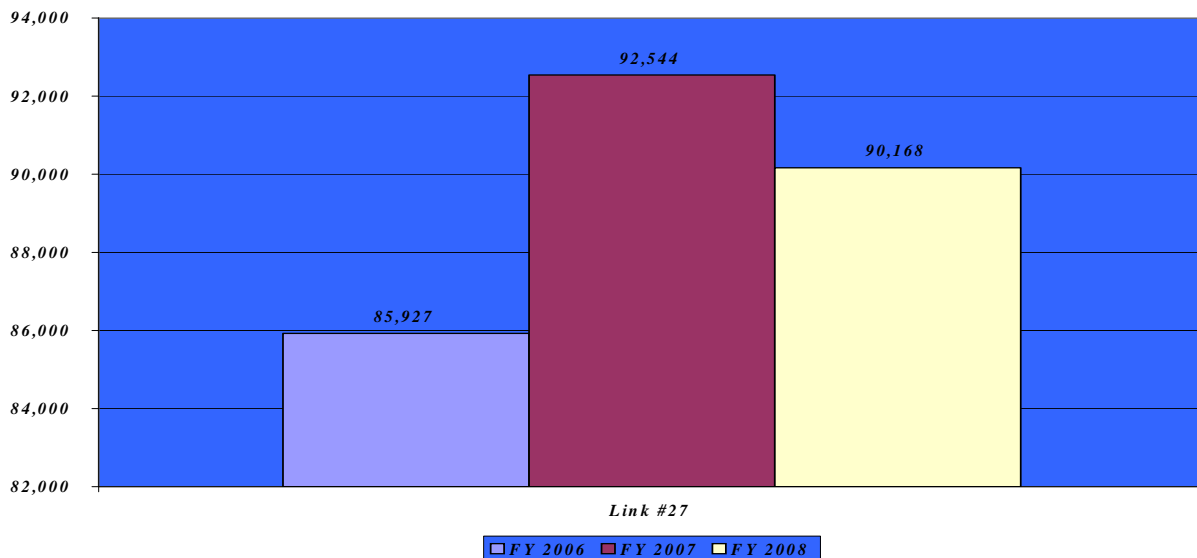
APRIL 26, 2009 PROPOSED SERVICE CHANGES

Orange County/Ocoee, Winter Garden, Oakland

LINK 27 DISCONTINUE

- **Discontinue** operating two 40' buses 16 hrs a day to be replaced with the new Ocoee Flex Service
- **Operating hours** – 4:43 a.m. – 8:44 p.m. Monday - Saturday
- **Starting at West Oaks Mall** and serving Summerville Assisted Living Facility, Ocoee Garden Villas Apartments, Ocoee Elementary, Middle and High Schools, Ocoee Police Department and City Hall, Health Alliance Hospital, Winter Garden Police Department and City Hall and the Orange County Tag Office **ending in the City of Oakland at the intersection of S.R. 50 and Deer Island Rd.**
- **Connections** – Links 30, 54, 125 and 442 at the West Oaks Mall and Link 204 in route
- **Current Cost** - \$622,085 (annual)

LINK 27 RIDERSHIP FOR FY 2006, 2007 & 2008



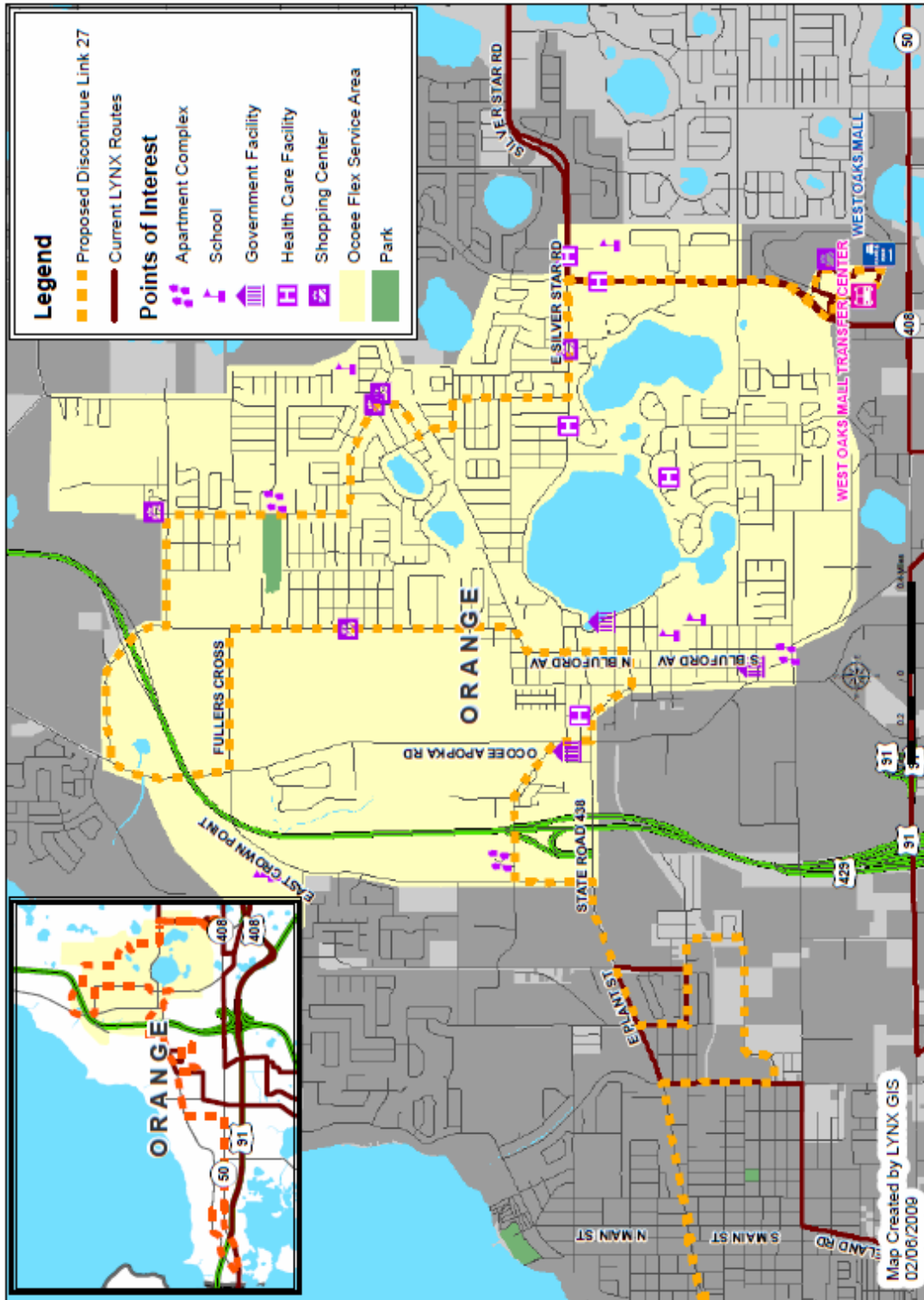
APRIL 26, 2009 PROPOSED SERVICE CHANGES
Orange County / City of Ocoee

LINK 611 - NEW FLEX SERVICE

- **Efficiency** – New Flex Service replacing Link 27 providing greater flexibility to customers and improve cost efficiencies
- **Operating hours** - 5:30 a.m. until 8:00 p.m. – Monday through Saturday *
- **No fixed starting point.** First pick up is the starting point
- **Major Stops** – West Oaks Mall, Summerville Assisted Living Facility, Ocoee Garden Villas Apartments, Ocoee Elementary, Middle and High Schools, Ocoee Police Department and City Hall. **Will not serve Winter Garden and Oakland.**
- **Connections** – Links 30, 54, 125, and 442
- **Costs** - \$206,069 estimated
- **Estimated Cost Savings** - \$416,016
- **Ridership** – Not yet determined

* May be adjusted based upon utilization

Proposed Ocoee Flex Service Area April 2009 Bid



APRIL 26, 2009 PROPOSED SERVICE CHANGES Orange County/Bithlo

LINK 32 DISCONTINUE

- **Discontinue** operating one 30 – 35' bus for 7 hours and 50 minutes to be replaced with the new Bithlo Flex Service

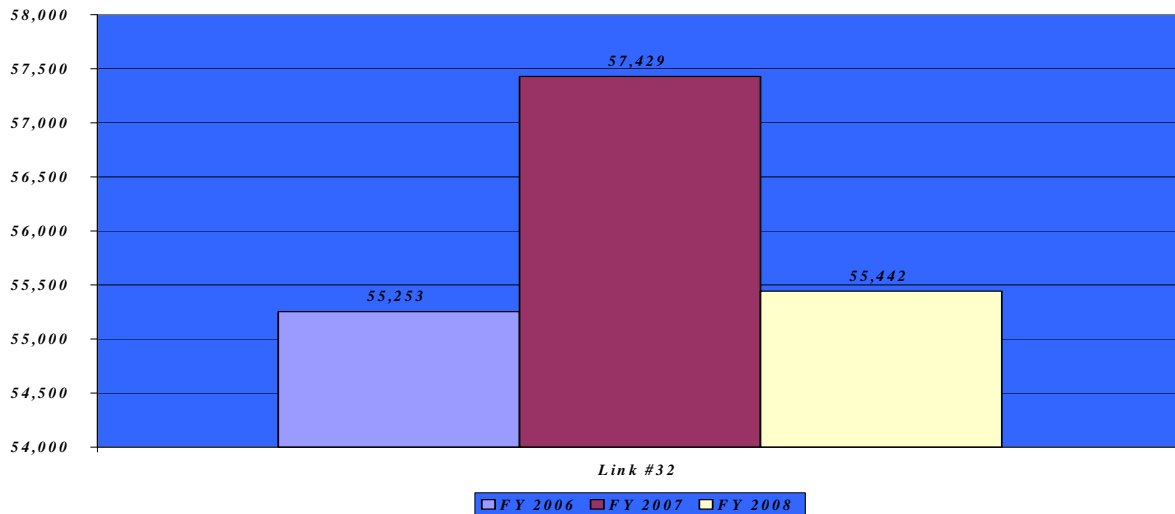
- **Operating hours** – Mon – Fri 5:10 AM – 8:00 PM

- **Starting at Valencia Community College East** and serving East S.R. 50, East Downey Park Subdivision, Bloomfield Dr, Alafaya Commons, Orange County Tag Office and Orange County Raceway **ending at the Wedgefield Subdivision.**

- **Connections** with Links 15 and 30 at Valencia Community College East Campus

- **Current Cost** – \$234,842 (annual)

LINK 32 RIDERSHIP FOR FY 2006, 2007 & 2008



APRIL 26, 2009 PROPOSED SERVICE CHANGES

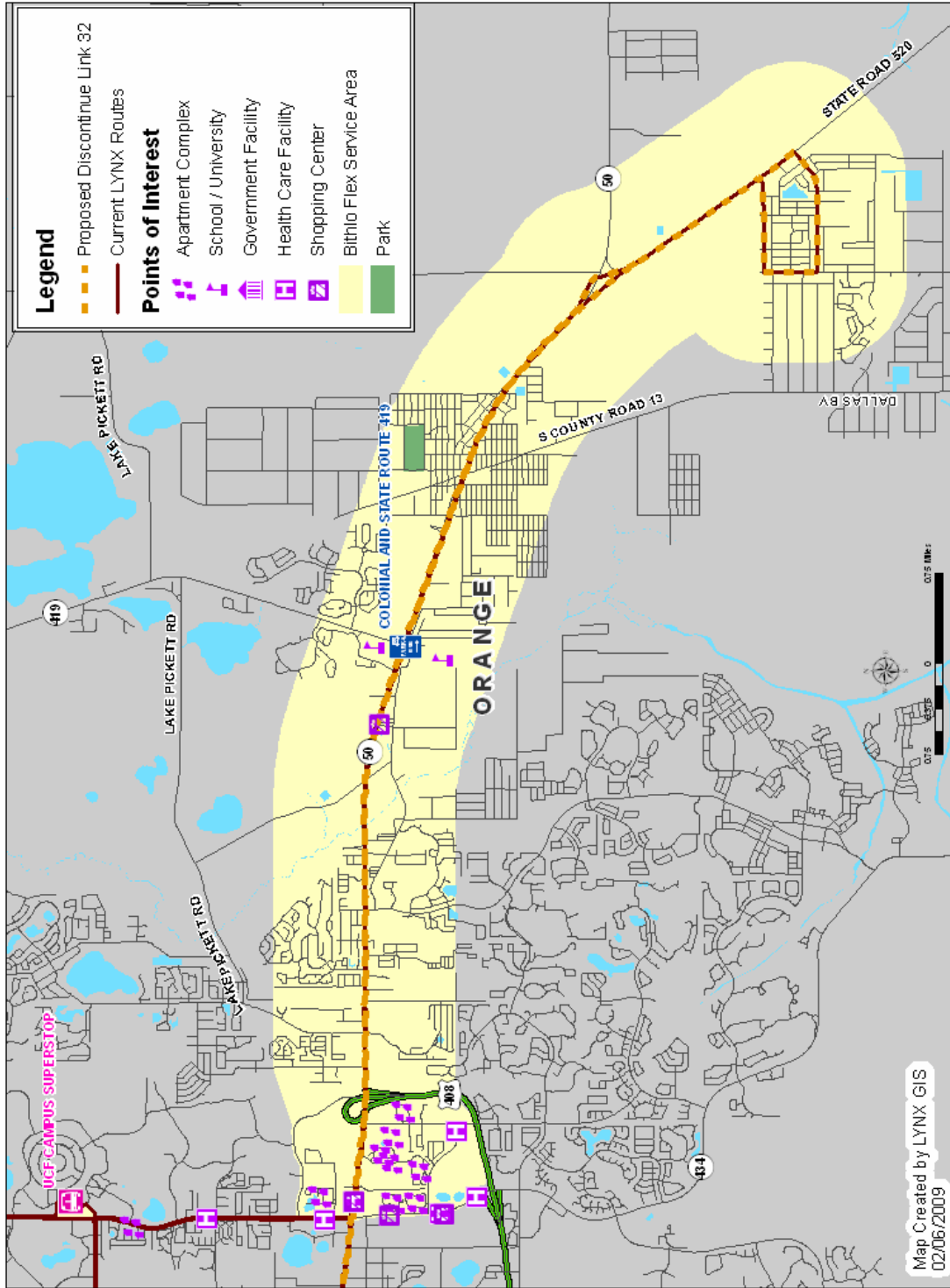
Orange County

LINK 621 - NEW FLEX SERVICE

- **Efficiency** – New Flex Service replacing Link 32 providing greater flexibility to customers and improve cost efficiencies
- **Operating hours** – 5:30 a.m. until 8:00 p.m. Monday through Friday *
- **No fixed starting point.** First pick up is the starting point
- **Major Stops** – Wedgefield Subdivision, State Road 50 Park and Ride, Orange County Raceway, Waterford Lakes Shopping Complex and UCF
- **Connections** – Links 13, 30, 47, and 434
- **Costs** - \$171,724 estimated
- **Estimated Cost Savings** - \$ 63,118
- **Ridership** - Not yet determined

* May be adjusted based upon utilization

Proposed Bithlo Flex Service Area April 2009 Bid



Work Session Item #7.B

To:	LYNX Board of Directors
From:	Lisa Darnall CHIEF OPERATING OFFICER Bert Francis (Technical Contact) William Hearndon (Technical Contact) Tyler Griffin (Technical Contact)
Phone:	407.841.2279 ext: 6036
Item Name:	Review of the Transportation Disadvantaged (TD) Local Coordinating Board's (LCB) Decision and Recommendations of Proposed TD Fare Increase
Date:	2/26/2009

On Thursday, February 12, 2009, LYNX staff briefed the Local Coordinating Board (LCB) and requested approval of a proposed Transportation Disadvantaged (TD) fare increase.

The TD LCB oversees the TD Program of each Community Transportation Coordinator (CTC) throughout the State. As such, fares and policies related to each TD program are set by the LCB. Members of the LCB consist of representatives of human services agencies, disabled and disadvantaged customers, and a representative of each County Commission for Orange, Osceola, and Seminole counties.

The FY 08 TD grant was \$2,896,653. Of this amount, LYNX was required to have a 10% match of local funds or revenue in the amount of \$289,665. LYNX only collected \$211,166 (7.29%), for a shortfall of \$78,499, which was part of the paratransit loss for FY 08. The following is the proposed fare increase for FY 09; recommended to address future losses.

Distance	Current Fares	Proposed Fares
0 to 4.99 Miles	\$2.50	\$3.50
5 to 9.99 Miles	\$3.50	\$5.50
10+ Miles	\$4.50	\$7.50

LYNX Board Agenda

The FY 09 TD grant is \$2,973,015. Of this amount, LYNX is required to collect \$297,301 as match. During the first quarter of FY 09 LYNX has only collected \$60,176 (6.79%). Given this trend, LYNX anticipates a loss of approximately \$113,844 for FY 09.

The LCB made the decision to keep fares at the current level and instead, recommend a review and possible revision of current policies to decrease the fare collection issue. If 100% of the fares were collected for FY 09, it is likely that we would meet the 10% match requirement. The LCB also asked that the LYNX Board consider using fuel savings, reserves, etc., to cover the gap in fares until the collection issue is resolved.

Staff will brief the Board on the full LCB discussion at the Board meeting.

Monthly Report A: Financial Reports

To: LYNX Board Of Directors

From: Bert Francis
CHIEF FINANCIAL OFFICER
Blanche Sherman
(Technical Contact)

Phone: 407.841.2279 ext: 6047

Item Name: Monthly Financial Reports - October 31, 2008

Date: 2/26/2009

Please find attached the monthly financial report for the one month ending October 31, 2008. LYNX' Statement of Revenues, Expenses, and Changes in Net Assets (Operating Statement) for the one month ending October 31, 2008 reflect total revenue earned in the amount of \$9,189,784 and total expenses incurred in the amount of \$8,634,712 resulting in a net operating profit of \$555,072.

- Fixed route and Vanpool services resulted in an operating profit of \$618,334 for the first month of the fiscal year.
- Paratransit services resulted in an operating loss of \$(63,262) for the first month of the fiscal year.

Fixed Route Operations:

The year-to-date Operating Revenues are slightly lower than the budget at 94%. Customer fares are at 96% of the budgeted amount year-to-date resulting in 4% below the budget amount for the month of October.

Although we have experienced some decreases in fuel prices, the cost of fuel is over budget by approximately 8% for the first month of the fiscal year. On the positive side, fixed route operating expenses for salaries, wages, and fringe are under budget due to various vacancies and service changes implemented in August 2008. In addition, expenses related to utilities are less than budgeted. Casualty and liability insurance expenses are significantly under budget due to the timing of the settlement of several outstanding claims anticipated for the year.

Paratransit Operations:

The operating loss from Paratransit operations is a result of higher than anticipated purchased transportation costs year-to-date. This is directly related to the increase in paratransit trip levels.

An analysis follows:

FY2009	Trips (Year-to-Date)	Trip Rate	Costs
Actual (with est.)	54,968	\$27.70	\$1,522,599
Budget (rounding)	47,341	\$31.43	\$1,487,747
Excess Trips/Costs	7,627	\$ (3.73)	\$ 34,852

We will monitor the trip levels in order to ensure consistency with planned operating expenses and make appropriate adjustments, as needed. In addition, staff continues to oversee the operations of this program to ensure that the provider is in compliance with the required service performance standards and other contractual obligations.

**CENTRAL FLORIDA REGIONAL TRANSPORTATION AUTHORITY
PRELIMINARY
BALANCE SHEETS
SEPTEMBER 30, 2008 AND 2007
(UNAUDITED)**

	2008	2007
ASSETS		
CURRENT ASSETS:		
Cash and cash equivalents	\$ 19,222,398	15,721,380
Receivables:		
Local, trade and operating assistance	3,162,904	2,618,496
Federal grants	7,107,828	7,311,391
State grants	2,186,026	2,407,940
Inventory	2,476,391	2,267,486
Prepaid expenses and other assets	381,036	814,469
Restricted cash and cash equivalents	2,605,869	5,139,499
Total current assets	37,142,452	36,280,661
NONCURRENT ASSETS:		
Restricted cash and cash equivalents	4,312,128	4,582,058
Property and equipment:		
Land	8,571,465	8,571,465
Buildings and shelters	63,955,372	39,867,549
Revenue vehicles	106,201,056	91,474,793
Furniture, Fixtures & Equipment	16,901,959	16,463,614
Leasehold improvements	155,794	1,767,888
Total property and equipment	195,785,646	158,145,309
Less: accumulated depreciation	(81,707,081)	(77,767,943)
Construction in progress	19,392,927	43,139,135
Net property and equipment	133,471,492	123,516,501
Other assets	1,172,240	926,468
Total noncurrent assets	138,955,860	129,025,027
TOTAL ASSETS	\$ 176,098,312	\$ 165,305,688

**CENTRAL FLORIDA REGIONAL TRANSPORTATION AUTHORITY
PRELIMINARY
BALANCE SHEETS
SEPTEMBER 30, 2008 AND 2007
(UNAUDITED)**

	2008	2007
LIABILITIES AND NET ASSETS		
CURRENT LIABILITIES:		
Accounts payable	\$ 6,072,756	\$ 4,494,209
Accrued salaries and related taxes	1,489,490	2,173,257
Accrued compensated absences	3,198,711	2,958,426
Accrued self-insurance liability, current	1,082,683	1,209,079
Leases payable, current	1,005,094	966,449
SIB loans payable, current	3,081,717	1,702,635
Deferred operating revenue	5,385,925	2,024,558
Deferred capital	1,344,140	2,601,691
	<u>22,660,516</u>	<u>18,130,304</u>
Total current liabilities		
NONCURRENT LIABILITIES:		
Leases payable, long-term	5,661,433	6,666,527
Loans payable	12,914,638	15,996,356
Accrued self-insurance liability, long-term	2,106,897	1,754,567
	<u>20,682,968</u>	<u>24,417,450</u>
Total noncurrent liabilities		
Total liabilities	<u>43,343,484</u>	<u>42,547,754</u>
NET ASSETS:		
Invested in capital assets, net of related debt	114,866,710	102,751,733
Restricted	1,261,729	1,032,788
Unrestricted	16,626,389	18,973,413
	<u>132,754,828</u>	<u>122,757,934</u>
Total net assets		
TOTAL LIABILITIES AND NET ASSETS	<u>\$ 176,098,312</u>	<u>\$ 165,305,688</u>

CENTRAL FLORIDA REGIONAL TRANSPORTATION AUTHORITY
STATEMENT OF REVENUES AND EXPENSES
FOR THE MONTH OF OCTOBER 2008
(UNAUDITED)

	Year to Date			Month of October		
	Budget	Actual	%	Budget	Actual	%
OPERATING REVENUES						
Customer Fares	\$ 1,968,935	\$ 1,884,853	96%	\$ 1,968,935	\$ 1,884,853	96%
Contract Services:						
Local Financial Assistance	807,765	785,215	97%	807,765	785,215	97%
Other Contractual Services	853,829	729,184	85%	853,829	729,184	85%
Advertising	210,000	143,154	68%	210,000	143,154	68%
Other Operating Income	<u>27,144</u>	<u>17,202</u>	<u>63%</u>	<u>27,144</u>	<u>17,202</u>	<u>63%</u>
Total Operating Revenues	<u>3,867,673</u>	<u>3,559,608</u>	<u>92%</u>	<u>3,867,673</u>	<u>3,559,608</u>	<u>92%</u>
NONOPERATING REVENUES						
Operating assistance grants:						
Federal	62,500	62,500	100%	62,500	62,500	100%
State of Florida	644,739	644,739	100%	644,739	644,739	100%
Local	3,817,125	3,733,791	98%	3,817,125	3,733,791	98%
Planning and other assistance grants:						
Federal - Commuter Rail Project	-	-	0%	-	-	0%
Federal - Other	1,850,750	1,010,530	55%	1,850,750	1,010,530	55%
State of Florida - Commuter Rail Project	-	-	0%	-	-	0%
State of Florida - BRT Circulator Project	-	-	0%	-	-	0%
State of Florida - Other	191,730	160,599	84%	191,730	160,599	84%
Local Matching - BRT Circulator Project	-	-	0%	-	-	0%
Local Matching - Other	-	-	0%	-	-	0%
Interest Income	33,333	18,017	54%	33,333	18,017	54%
Gain / (Loss) on Sale of Assets	<u>-</u>	<u>-</u>	<u>0%</u>	<u>-</u>	<u>-</u>	<u>0%</u>
Total Nonoperating Revenues	<u>6,600,177</u>	<u>5,630,176</u>	<u>85%</u>	<u>6,600,177</u>	<u>5,630,176</u>	<u>85%</u>
Total Revenues	<u>10,467,850</u>	<u>9,189,784</u>	<u>88%</u>	<u>10,467,850</u>	<u>9,189,784</u>	<u>88%</u>
OPERATING EXPENSES						
Salaries and Wages	3,472,792	3,448,426	99%	3,472,792	3,448,426	99%
Fringe Benefits	1,908,160	1,420,776	74%	1,908,160	1,420,776	74%
Purchased Transportation Services	1,675,580	1,538,339	92%	1,675,580	1,538,339	92%
Fuel	1,406,006	1,417,966	101%	1,406,006	1,417,966	101%
Other Materials and Supplies	503,053	399,763	79%	503,053	399,763	79%
Professional Services	790,899	30,524	4%	790,899	30,524	4%
Other Services	430,858	174,858	41%	430,858	174,858	41%
Lease and Miscellaneous Expenses	71,908	26,714	37%	71,908	26,714	37%
Casualty and Liability Insurance	164,817	5,475	3%	164,817	5,475	3%
Utilities	113,770	90,809	80%	113,770	90,809	80%
Taxes and Licenses	38,457	39,451	103%	38,457	39,451	103%
Interest Expense	<u>39,971</u>	<u>41,611</u>	<u>104%</u>	<u>39,971</u>	<u>41,611</u>	<u>104%</u>
Total Operating Expenses	<u>10,616,271</u>	<u>8,634,712</u>	<u>81%</u>	<u>10,616,271</u>	<u>8,634,712</u>	<u>81%</u>
OPERATING GAIN / (LOSS)	<u>\$ (148,421)</u>	<u>\$ 555,072</u>	<u>-374%</u>	<u>\$ (148,421)</u>	<u>\$ 555,072</u>	<u>-374%</u>

**CENTRAL FLORIDA REGIONAL TRANSPORTATION AUTHORITY
FIXED-ROUTE AND VANPOOL SEGMENT
STATEMENT OF REVENUE AND EXPENSES
FOR THE MONTH OF OCTOBER 2008
(UNAUDITED)**

	Year to Date			Month of October		
	Budget	Actual	%	Budget	Actual	%
OPERATING REVENUES						
Customer Fares	\$ 1,857,667	\$ 1,779,123	96%	\$ 1,857,667	\$ 1,779,123	96%
Contract Services:						
Local Financial Assistance	807,765	785,215	97%	807,765	785,215	97%
Other Contractual Services	5,541	8,897	161%	5,541	8,897	161%
Advertising	210,000	143,154	68%	210,000	143,154	68%
Other Income	<u>27,144</u>	<u>17,202</u>	<u>63%</u>	<u>27,144</u>	<u>17,202</u>	<u>63%</u>
Total Operating Revenues	<u>2,908,117</u>	<u>2,733,591</u>	<u>94%</u>	<u>2,908,117</u>	<u>2,733,591</u>	<u>94%</u>
NONOPERATING REVENUES						
Operating assistance grants:						
Federal	62,500	62,500	100%	62,500	62,500	100%
State of Florida	644,739	644,739	100%	644,739	644,739	100%
Local	2,975,458	2,892,124	97%	2,975,458	2,892,124	97%
Planning and other assistance grants:						
Federal - Commuter Rail Project	-	-	0%	-	-	0%
Federal - Other	1,850,750	1,010,530	55%	1,850,750	1,010,530	55%
State of Florida - Commuter Rail Project	-	-	0%	-	-	0%
State of Florida - BRT Circulator Project	-	-	0%	-	-	0%
State of Florida - Other	191,730	160,599	84%	191,730	160,599	84%
Local Matching - BRT Circulator Project	-	-	0%	-	-	0%
Local Matching - Other	-	-	0%	-	-	0%
Interest Income	33,333	18,017	54%	33,333	18,017	54%
Gain / (Loss) on the Sale of Assets	<u>-</u>	<u>-</u>	<u>0%</u>	<u>-</u>	<u>-</u>	<u>0%</u>
Total Nonoperating Revenues	<u>5,758,510</u>	<u>4,788,509</u>	<u>83%</u>	<u>5,758,510</u>	<u>4,788,509</u>	<u>83%</u>
Total Revenues	<u>8,666,627</u>	<u>7,522,100</u>	<u>87%</u>	<u>8,666,627</u>	<u>7,522,100</u>	<u>87%</u>
OPERATING EXPENSES						
Salaries and Wages	3,442,836	3,416,651	99%	3,442,836	3,416,651	99%
Fringe Benefits	1,890,417	1,407,126	74%	1,890,417	1,407,126	74%
Purchased Transportation Services	187,833	15,740	8%	187,833	15,740	8%
Fuel	1,166,829	1,261,779	108%	1,166,829	1,261,779	108%
Other Materials and Supplies	494,286	399,763	81%	494,286	399,763	81%
Professional Services	763,968	30,093	4%	763,968	30,093	4%
Other Services	419,125	174,858	42%	419,125	174,858	42%
Lease and Miscellaneous Expenses	70,449	26,714	38%	70,449	26,714	38%
Casualty and Liability Insurance	164,817	5,475	3%	164,817	5,475	3%
Utilities	108,688	88,576	81%	108,688	88,576	81%
Taxes and Licenses	34,012	35,380	104%	34,012	35,380	104%
Interest Expense	<u>39,971</u>	<u>41,611</u>	<u>104%</u>	<u>39,971</u>	<u>41,611</u>	<u>104%</u>
Total Operating Expenses	<u>8,783,231</u>	<u>6,903,766</u>	<u>79%</u>	<u>8,783,231</u>	<u>6,903,766</u>	<u>79%</u>
OPERATING GAIN / (LOSS)	<u>\$ (116,604)</u>	<u>\$ 618,334</u>	<u>-530%</u>	<u>\$ (116,604)</u>	<u>\$ 618,334</u>	<u>-530%</u>

**CENTRAL FLORIDA REGIONAL TRANSPORTATION AUTHORITY
PARATRANSIT SEGMENT
STATEMENT OF REVENUE AND EXPENSES
FOR THE MONTH OF OCTOBER 2008
(UNAUDITED)**

	Year to Date			Month of October		
	Budget	Actual	%	Budget	Actual	%
OPERATING REVENUES						
Customer Fares	111,268	105,730	95%	\$ 111,268	\$ 105,730	95%
Contract Services:						
Local Financial Assistance	-	-	0%	-	-	0%
Other Contractual Services	848,288	720,287	85%	848,288	720,287	85%
Advertising	-	-	0%	-	-	0%
Other Operating Income	-	-	0%	-	-	0%
Total Operating Revenues	<u>959,556</u>	<u>826,017</u>	<u>86%</u>	<u>959,556</u>	<u>826,017</u>	<u>86%</u>
NONOPERATING REVENUES						
Operating assistance grants:						
Federal	-	-	0%	-	-	0%
State of Florida	-	-	0%	-	-	0%
Local	841,667	841,667	100%	841,667	841,667	100%
Planning and other assistance grants:						
Federal - Commuter Rail Project	-	-	0%	-	-	0%
Federal - Other	-	-	0%	-	-	0%
State of Florida - Commuter Rail Project	-	-	0%	-	-	0%
State of Florida - BRT Circulator Project	-	-	0%	-	-	0%
State of Florida - Other	-	-	0%	-	-	0%
Local Matching - BRT Circulator Project	-	-	0%	-	-	0%
Local Matching - Other	-	-	0%	-	-	0%
Interest Income	-	-	0%	-	-	0%
Gain / (Loss) on the Sale of Assets	-	-	0%	-	-	0%
Total Nonoperating Revenues	<u>841,667</u>	<u>841,667</u>	<u>100%</u>	<u>841,667</u>	<u>841,667</u>	<u>100%</u>
Total Revenues	<u>1,801,223</u>	<u>1,667,684</u>	<u>93%</u>	<u>1,801,223</u>	<u>1,667,684</u>	<u>93%</u>
OPERATING EXPENSES						
Salaries and Wages	29,956	31,775	106%	29,956	31,775	106%
Fringe Benefits	17,743	13,650	77%	17,743	13,650	77%
Purchased Transportation Services	1,487,747	1,522,599	102%	1,487,747	1,522,599	102%
Fuel	239,177	156,187	65%	239,177	156,187	65%
Other Materials and Supplies	8,767	-	N/A	8,767	-	N/A
Professional Services	26,931	431	2%	26,931	431	2%
Other Services	11,733	-	N/A	11,733	-	N/A
Lease and Miscellaneous Expenses	1,459	-	N/A	1,459	-	N/A
Casualty and Liability Insurance	-	-	0%	-	-	0%
Utilities	5,082	2,233	44%	5,082	2,233	44%
Taxes and Licenses	4,445	4,071	92%	4,445	4,071	92%
Interest Expense	-	-	0%	-	-	0%
Total Operating Expenses	<u>1,833,040</u>	<u>1,730,946</u>	<u>94%</u>	<u>1,833,040</u>	<u>1,730,946</u>	<u>94%</u>
OPERATING GAIN / (LOSS)	<u>\$ (31,817)</u>	<u>\$ (63,262)</u>	<u>199%</u>	<u>\$ (31,817)</u>	<u>\$ (63,262)</u>	<u>199%</u>

Monthly Report B: Ridership Report

To: LYNX Board Of Directors

From: Edward Johnson
 Chief Administrative Office
William Hearndon
 (Technical Contact)
Gerardo Ocasio Reyes
 (Technical Contact)

Phone: 407.841.2279 ext: 6058

Item Revised Ridership Report for December 2008

Name:

Date: 2/26/2009

December 2008 Final

**All Services (Fixed Route, Special Shuttles, Access LYNX and VanPlan) –
 Comparison to Prior Year**

	December 2007	December 2008	Percentage +/-
Total Monthly	2,216,732	2,080,080	-6.2%
Average Weekday	85,796	77,998	-9.1%
Number of Weekdays	20	22	10.0%
Annual Ridership	6,870,766	6,563,817	-4.5%

December 2008 experienced a system-wide ridership total of 2,080,080, showing a decrease of 6.2% from the 2,216,732 boardings recorded in December 2007. Average weekday boardings are down by 9.1% (7,798 fewer riders) from the previous year. System-wide year to date ridership is 6,563,817, down by 4.5% from last year's 6,870,766.

Fixed Route – Comparison to Prior Year

	December 2007	December 2008	Percentage +/-
Total Monthly	2,158,852	2,011,094	-6.8%
Average Weekday	83,430	75,329	-9.7%
Number of Weekdays	20	22	10.0%
Annual Ridership	6,680,551	6,353,573	-4.9%

Fixed route ridership for December 2008 totaled 2,011,094, reflecting a decrease of 6.8% when compared to the 2,158,852 passengers carried in December 2007.

Fixed Route – Comparison to Prior Month

	November 2008	December 2008	Percentage +/-
Total Monthly	1,990,847	2,011,094	1.0%
Average Weekday	81,492	75,329	-7.6%
Number of Weekdays	19	22	15.8%

Comparisons of December 2008 to the prior month's boardings (November 2008) reflect an increase of 1.0% (20,247 riders). December 2008 also saw a decrease of 7.6% in the average number of passengers riding per weekday (a difference of 6,163 riders) when compared to the average weekday ridership for November 2008 of 81,492.

Individual Fixed Route Comparison to Prior Year

Comparisons of individual route ridership during December 2008 show 28 routes to have experienced a decline in ridership greater than 10% when compared to December 2007.

Route Decreases Greater Than 10%

- * Link 5 - Lake George/Fort Gatlin (-83.3%)
- * Link 53 - Story Rd./Tildenville (-78.8%)
- * Link 19 - Richmond Heights (-77.5%)
- * Link 22 - Richmond Estates (-77.3%)
- * Link 52 - Pine Castle/Tradeport (-77.3%)
- * Link 12 - Buenaventura Lks/Boggy Ck (-77.0%)
- * Link 43 - Central Florida Pkwy. (-77.0%)
- * Link 414 - UCF Alafaya/Waterford Lakes (-70.8%)
- x Link 14 - Princeton Street/Plymouth Apts. (-70.6%)
- x Link 25 - Silver Star Rd. (-65.9%)
- x Link 20 - Malibu/Pine Hills (-59.1%)
- + Link 6 - Dixie Belle (-55.3%)
- x Link 23 - Winter Park/Forest City (-54.8%)
- x Link 1 - N Orange Ave./Altamonte Mall (-51.9%)
- x Link 9 - N. Orange Ave./Rosemont (-46.2%)
- + Link 24 - Millenia (-33.9%)
- x Link 51 - Conway/OIA (-32.8%)
- + Link 26 - Pleasant Hill Rd./Poinciana (-23.5%)
- Link 405 - Apopka Circulator (-21.8%)
- Link 38 - Downtown Orlando/Int'l Dr. (-15.6%)
- Link 40 - Americana/Universal Orlando (-14.1%)
- + Link 18 - S. Orange Ave./Kissimmee (-12.5%)
- + Link 303 - Washington Shores/Disney-MGM (-12.4%)
- Link 36 - Lake Richmond (-12.2%)
- + Link 11 - S. Orange Ave./OIA (-11.9%)
- + Link 302 - Rosemont/Magic Kingdom (-11.6%)
- + Link 13 - University of Central Florida (-11.5%)
- Link 29 - E. Colonial Dr./Goldenrod (-11.0%)

(+ Revised Links for December 2008)

(* Discontinued Links for December 2008)

(x Revised Links for August 2008)

Link 204 (Clermont Express) shows an increase of 77.4% over previous year. The unprecedented demand for this route has produced significant ridership increases since January 2008. This is thought to be primarily due to the increase in fuel costs.

Link 30 – Colonial Drive Crosstown had an increase of 8.6%; this is primarily due to the increase to 30-minute headway.

Route Increases Greater Than 10%

Link 204 - Clermont Express	(+77.4%)
Link 58 - Shingle Creek	(+65.5%)
Link 200 - Volusia Express	(+31.8%)
Link 305 - Metro West/All-Star Resort	(+29.2%)
+ Link 10 - East U.S. 192/St. Cloud	(+19.6%)
Link 3 - Lake Margaret	(+18.4%)
+ Link 301 - Pine Hills/Animal Kingdom	(+14.9%)
Link 47 - Oviedo	(+13.2%)
Link 34 - Sanford/Goldsboro	(+11.2%)
(+ Revised Links for December 2008)	

The following new links began service in August 2008:

- Link 102 – Orange Ave/South 17/92
- Link 103 - North 17/92 Sanford
- Link 125 - Silver Star Rd. Crosstown
- Link 443 – Lee Rd. Crosstown
- Link 444 – Universal/Northbridge

The following new links began service in December 2008:

- Link 111 - Orlando International Airport/Canadian Ct./Disney
- Link 313 - VA Clinic
- Link 319 - Richmond Heights (replaced Links 19 & 22)
- Link 426 – Poinciana

PickUpLine

For December 2008, PickUpLine 601 South Poinciana ridership was 1,047 compared to 672 one-way passenger trips in November 2008. PickUpLine 602 (North Poinciana) shows a ridership of 1,041 for December 2008. The two PickUpLines ridership in December have a total of 2,088 compared to 672 one-way passenger trips in November 2008 and it shows an increase of 211%. This is thought to be primarily due to the PickUpLine 602 North Poinciana route that was added to the service in December 07, 2008 to replace a portion of Link #26.

	November 2008	December 2008	Percentage +/-
PickUpLine 601	672	1,047	56%
PickUpLine 602	-	1,041	-
Total Monthly	672	2,088	211%

LYNX MONTHLY RIDERSHIP DECEMBER 2008

<i>Service Mode</i>	<i>Oct</i>	<i>Nov</i>	<i>Dec</i>	<i>Jan</i>	<i>Feb</i>	<i>Mar</i>	<i>Apr</i>	<i>May</i>	<i>Jun</i>	<i>Jul</i>	<i>Aug</i>	<i>Sep</i>	<i>TOTAL YEAR</i>
LYMMO	105,234	87,718	90,839										283,791
All Other Links	2,246,398	1,903,129	1,920,255										6,069,782
Total Fixed Route	2,351,632	1,990,847	2,011,094										6,353,573
Special Shuttles	40	34	479										553
Access LYNX	59,408	50,442	54,418										164,268
*VanPlan	17,436	13,898	14,089										45,423
TOTAL	2,428,516	2,055,221	2,080,080										6,563,817

Final

% Change From Fiscal Year 2008 To Fiscal Year 2009

<i>Service Mode</i>	<i>Oct</i>	<i>Nov</i>	<i>Dec</i>	<i>Jan</i>	<i>Feb</i>	<i>Mar</i>	<i>Apr</i>	<i>May</i>	<i>Jun</i>	<i>Jul</i>	<i>Aug</i>	<i>Sep</i>	<i>TOTAL YEAR</i>
LYMMO	-8.3%	-7.4%	-1.1%										-5.8%
All Other Links	1.1%	-9.0%	-7.1%										-4.9%
Total Fixed Route	0.7%	-8.9%	-6.8%										-4.9%
Special Shuttles	-38.5%	-96.5%	404.2%										-51.0%
Access LYNX	15.6%	10.2%	22.5%										16.0%
*VanPlan	-7.6%	-9.1%	5.5%										-4.4%
TOTAL	0.9%	-8.6%	-6.2%										-4.5%

Fiscal Year 2008

<i>Service Mode</i>	<i>Oct</i>	<i>Nov</i>	<i>Dec</i>	<i>Jan</i>	<i>Feb</i>	<i>Mar</i>	<i>Apr</i>	<i>May</i>	<i>Jun</i>	<i>Jul</i>	<i>Aug</i>	<i>Sep</i>	<i>TOTAL YEAR</i>
LYMMO	114,798	94,685	91,875	99,272	98,266	103,967	102,589	98,204	90,840	98,374	83,201	94,166	1,170,237
All Other Links	2,221,396	2,090,820	2,066,977	2,094,176	2,035,574	2,101,067	2,069,342	2,159,087	2,061,672	2,154,279	2,045,891	2,126,341	25,226,622
Total Fixed Route	2,336,194	2,185,505	2,158,852	2,193,448	2,133,840	2,205,034	2,171,931	2,257,291	2,152,512	2,252,653	2,129,092	2,220,507	26,396,859
Special Shuttles	65	969	95	157	935	26,563	207	60	30	98	126	903	30,208
Access LYNX	51,379	45,768	44,435	47,720	46,438	51,719	52,816	53,457	52,506	55,042	51,109	56,232	608,621
*VanPlan	18,862	15,292	13,350	16,040	16,304	16,169	17,890	17,172	16,986	17,828	17,012	16,604	199,509
TOTAL	2,406,500	2,247,534	2,216,732	2,257,365	2,197,517	2,299,485	2,242,844	2,327,980	2,222,034	2,325,621	2,197,339	2,294,246	27,235,197

* Vanpool numbers are not a full representation of their ridership due to failure to get information from the subscribers.

LYNX AVERAGE DAILY DECEMBER 2008

Service Mode	Day	Oct	Nov	Dec	Jan	Feb	Mar	Apr	May	Jun	Jul	Aug	Sep	YEARLY AVG
LYMMO	Wkday	4,235	3,948	3,674										3,952
	Sat	1,141	1,519	1,175										1,279
	Sun	817	850	1,063										910
All Other Links	Wkday	82,355	77,544	71,655										77,185
	Sat	56,308	52,734	51,051										53,364
	Sun	31,579	27,690	27,722										28,997
Total Fixed Route	Wkday	86,590	81,492	75,329										81,137
	Sat	57,449	54,253	52,226										54,643
	Sun	32,396	28,540	28,785										29,907
Access LYNX	Wkday	2,350	2,181	2,090										2,207
	Sat	941	935	973										950
	Sun	401	431	612										482
*VanPlan	Wkday	747	656	579										661
	Sat	108	79	91										93
	Sun	81	78	104										88
TOTAL LYNX SERVICES	Wkday	89,687	84,328	77,998										84,004
	Sat	58,498	55,266	53,291										55,685
	Sun	32,878	29,049	29,501										30,476

Final

% Change From Fiscal Year 2008 TO Fiscal Year 2009

Service Mode	Day	Oct	Nov	Dec	Jan	Feb	Mar	Apr	May	Jun	Jul	Aug	Sep	YEAR
LYMMO	Wkday	-7.5%	-0.2%	-8.0%										-1.8%
	Sat	-17.9%	-9.9%	-12.9%										-7.4%
	Sun	-16.5%	-11.8%	21.7%										-4.4%
All Other Links	Wkday	0.6%	-5.2%	-9.8%										-2.3%
	Sat	4.6%	-4.9%	-12.3%										-1.3%
	Sun	4.5%	-7.5%	-9.5%										-8.5%
Total Fixed Route	Wkday	0.1%	-5.0%	-9.7%										-2.2%
	Sat	4.0%	-5.0%	-12.3%										-1.5%
	Sun	3.8%	-7.6%	-8.7%										-8.4%
Access LYNX	Wkday	14.8%	16.6%	17.4%										6.9%
	Sat	12.2%	12.1%	7.1%										6.8%
	Sun	5.6%	3.0%	11.5%										14.0%
*VanPlan	Wkday	-3.7%	0.3%	-1.2%										-7.7%
	Sat	-17.5%	-30.0%	-20.0%										-21.5%
	Sun	-33.9%	-32.2%	8.3%										-23.2%
TOTAL LYNX SERVICES	Wkday	0.4%	-4.5%	-9.1%										-2.1%
	Sat	4.1%	-4.8%	-12.1%										-1.4%
	Sun	3.7%	-7.5%	-8.3%										-8.2%

Fiscal Year 2008

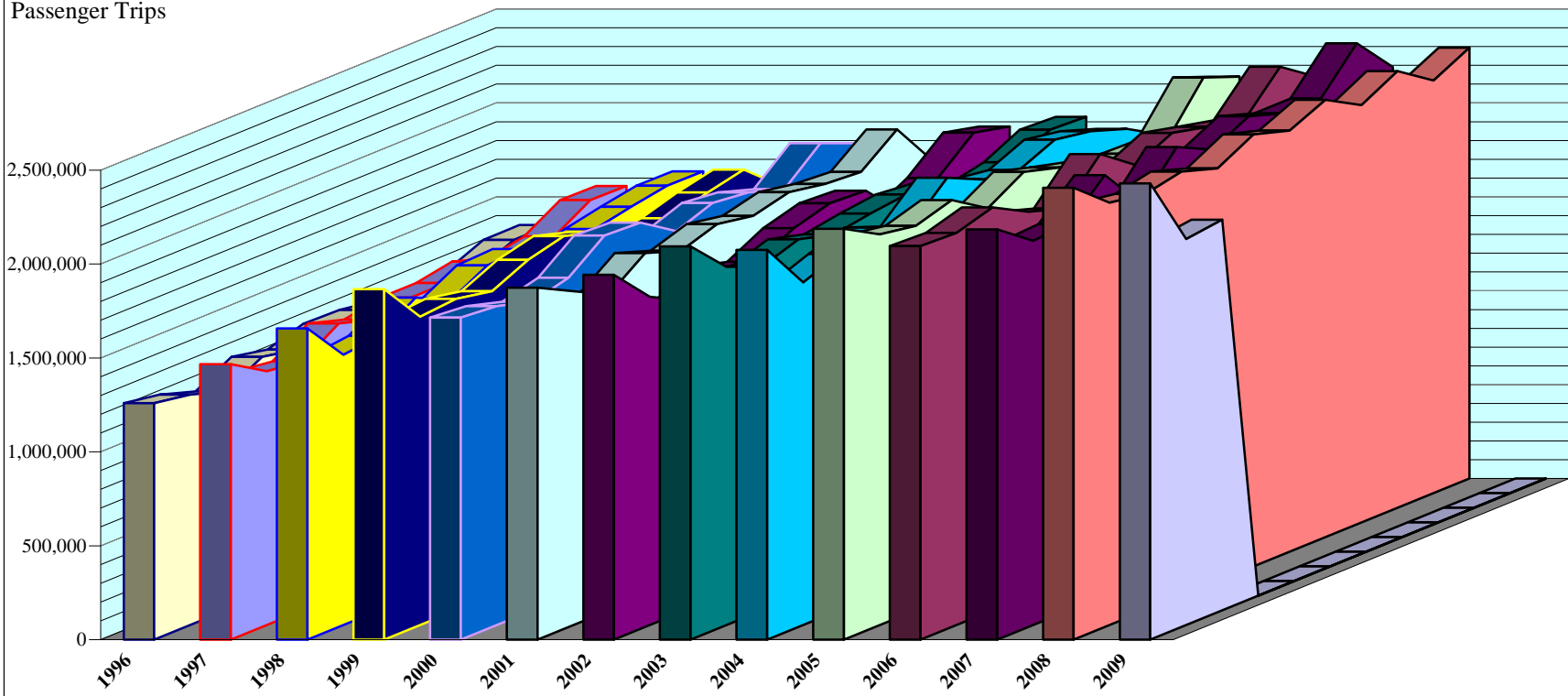
Service Mode	Day	Oct	Nov	Dec	Jan	Feb	Mar	Apr	May	Jun	Jul	Aug	Sep	AVG DAILY FOR YEAR
LYMMO	Wkday	4,579	3,958	3,994	3,649	4,279	4,283	4,251	4,125	3,905	3,933	3,469	3,863	4,024
	Sat	1,391	1,686	1,349	1,871	1,144	1,791	1,267	1,495	1,148	1,059	1,097	1,264	1,380
	Sun	979	964	873	1,044	958	1,015	1,000	822	847	920	972	1,033	952
All Other Links	Wkday	81,900	81,804	79,436	65,454	80,109	79,755	79,049	82,126	79,966	80,023	74,975	82,969	78,964
	Sat	53,826	55,442	58,227	40,452	56,171	54,404	52,730	55,274	55,003	56,057	55,201	56,331	54,093
	Sun	30,230	29,919	30,640	29,816	31,819	30,580	29,398	31,324	32,102	34,119	38,744	31,737	31,702
Total Fixed Route	Wkday	86,479	85,762	83,430	69,103	84,388	84,038	83,300	86,251	83,871	83,956	78,444	86,832	82,988
	Sat	55,216	57,128	59,576	42,323	57,315	56,195	53,997	56,769	56,151	57,115	56,298	57,595	55,473
	Sun	31,209	30,883	31,513	30,860	32,777	31,595	30,398	32,146	32,949	35,039	39,716	32,769	32,655
Access LYNX	Wkday	2,047	1,869	1,780	1,854	1,964	2,143	2,161	2,144	2,221	2,158	2,117	2,305	2,064
	Sat	839	834	909	827	847	913	908	914	913	893	909	962	889
	Sun	380	419	549	406	443	415	410	420	431	412	400	384	422
*VanPlan	Wkday	776	654	586	659	729	713	761	735	758	734	762	718	715
	Sat	131	113	114	106	126	127	142	113	128	112	98	108	118
	Sun	123	115	96	113	123	113	147	109	112	123	103	94	114
TOTAL LYNX SERVICES	Wkday	89,302	88,285	85,796	71,617	87,081	86,894	86,222	89,130	86,850	86,848	81,323	89,855	85,767
	Sat	56,185	58,075	60,599	43,256	58,288	57,235	55,047	57,796	57,192	58,119	57,305	58,665	56,480
	Sun	31,712	31,417	32,158	31,379	33,342	32,123	30,955	32,674	33,493	35,573	40,219	33,247	33,191

* Vanpool numbers are not a full representation of their ridership due to failure to get information from the subscribers.

Link No	Route	FY 2008 Average Monthly Ridership	Nov-2008	% Change from Nov 08 to Dec 08	Dec-2008	% Change From Previous Year	Change Dec 2008 From FY 2008 Average Monthly Ridership
1	N Orange Ave./Altamonte Mall	15,616	7,415	21.0%	8,972	-51.9%	-42.5%
2	Colonialtown	3,107	N/A	N/A	N/A	-100.0%	-100.0%
3	Lake Margaret	17,138	15,584	34.6%	20,972	18.4%	22.4%
4	South U.S. 441/Kissimmee	154,143	135,951	4.6%	142,147	-8.5%	-7.8%
5	Lake George/Fort Gatlin	5,194	4,106	-78.1%	901	-83.3%	-82.7%
6	Dixie Belle	16,203	14,100	-51.3%	6,864	-55.3%	-57.6%
7	S. Orange Ave./Florida Mall	26,383	24,595	4.4%	25,682	-2.4%	-2.7%
8	W. Oak Ridge Rd./Int'l Dr.	200,159	181,716	3.2%	187,572	-3.7%	-6.3%
9	N. Orange Ave./Rosemont	27,954	16,028	2.8%	16,469	-46.2%	-41.1%
10	East U.S. 192/St. Cloud	23,774	22,532	5.8%	23,841	19.6%	0.3%
102	Orange Ave/South 17/92	7,808	61,061	-0.2%	60,917	N/A	680.2%
103	North 17/92 Sanford	4,015	29,137	-2.0%	28,554	N/A	611.2%
11	S. Orange Ave./OIA	34,593	31,846	-2.7%	31,000	-11.9%	-10.4%
111	OIA/Disney	N/A	N/A	N/A	7,580	N/A	N/A
12	Buenaventura Lks/Boggy Ck	7,051	5,956	-73.3%	1,592	-77.0%	-77.4%
125	Silver Star Rd. Crosstown	6,808	47,525	10.5%	52,498	N/A	671.1%
13	University of Central Florida	34,053	33,185	-17.6%	27,334	-11.5%	-19.7%
14	Princeton Street/Plymouth Apts.	5,836	1,557	31.3%	2,044	-70.6%	-65.0%
15	Curry Ford Rd./V.C.C. East	44,491	39,945	7.5%	42,936	-0.5%	-3.5%
16	College Park/The Meadows	8,551	N/A	N/A	N/A	-100.0%	-100.0%
17	North U.S. 441/Apopka	50,117	47,677	3.3%	49,238	-0.4%	-1.8%
18	S. Orange Ave./Kissimmee	40,045	37,351	-4.7%	35,596	-12.5%	-11.1%
19	Richmond Heights	28,229	26,916	-76.1%	6,427	-77.5%	-77.2%
20	Malibu/Pine Hills	58,882	35,692	-29.9%	25,013	-59.1%	-57.5%
200	Volusia Express	1,401	1,185	19.8%	1,420	31.8%	1.4%
204	Clermont Express	2,432	2,622	-2.8%	2,549	77.4%	4.8%
209	UCF/Downtown Orlando Late Night Shuttle	62	N/A	N/A	N/A	N/A	-100.0%
21	Carver Shores/Tangelo Park	79,546	67,758	6.8%	72,334	-7.1%	-9.1%
22	Richmond Estates	24,463	19,211	-70.3%	5,704	-77.3%	-76.7%
23	Winter Park/Forest City	22,924	10,810	3.7%	11,209	-54.8%	-51.1%
24	Millenia	11,818	10,393	-18.7%	8,447	-33.9%	-28.5%
25	Silver Star Rd.	81,028	26,356	16.0%	30,583	-65.9%	-62.3%
26	Pleasant Hill Rd./Poinciana	20,816	18,877	-19.3%	15,230	-23.5%	-26.8%
27	Plant St./Oakland	7,514	6,465	16.7%	7,543	3.1%	0.4%
28	E. Colonial Dr./Azalea Park	42,899	37,698	16.6%	43,973	-1.6%	2.5%
29	E. Colonial Dr./Goldenrod	39,043	36,346	-0.7%	36,108	-11.0%	-7.5%
30	Colonial Dr. Crosstown	76,994	81,451	0.0%	81,485	8.6%	5.8%
300	Downtown Orlando/Hotel Plaza	1,970	1,874	7.6%	2,016	3.4%	2.4%
301	Pine Hills/Animal Kingdom	3,497	3,624	7.6%	3,900	14.9%	11.5%
302	Rosemont/Magic Kingdom	3,758	3,157	6.7%	3,367	-11.6%	-10.4%
303	Washington Shores/Disney-MGM	3,056	2,408	14.9%	2,767	-12.4%	-9.5%
304	Rio Grande/Vistana Resort	3,875	3,363	4.5%	3,516	-6.7%	-9.3%
305	Metro West/All-Star Resort	1,334	1,281	12.2%	1,437	29.2%	7.7%
31	Lymmo	97,520	87,718	3.6%	90,839	-1.1%	-6.9%
313	VA Clinic	N/A	N/A	N/A	5,306	N/A	N/A
319	Richmond Heights	N/A	N/A	N/A	32,572	N/A	N/A
32	Union Park/Bithlo	4,620	3,787	16.4%	4,408	-8.0%	-4.6%
34	Sanford/Goldsboro	7,589	7,491	4.2%	7,805	11.2%	2.8%
36	Lake Richmond	22,466	19,902	-4.4%	19,025	-12.2%	-15.3%
37	Park Promenade Plaza/Florida Mall	73,268	64,540	9.0%	70,341	-1.4%	-4.0%
38	Downtown Orlando/Int'l Dr.	16,197	12,173	2.7%	12,499	-15.6%	-22.8%
39	U.S. 17-92/Sanford	56,719	N/A	N/A	N/A	-100.0%	-100.0%
40	Americana/Universal Orlando	38,519	32,450	2.1%	33,128	-14.1%	-14.0%
405	Apopka Circulator	7,764	7,956	-16.2%	6,666	-21.8%	-14.1%
41	S.R. 436 Crosstown	134,792	126,676	1.7%	128,799	-3.6%	-4.4%
414	UCF Alafaya/Waterford Lakes	6,685	7,180	-76.1%	1,719	-70.8%	-74.3%
42	International Dr./OIA	82,018	78,490	1.6%	79,725	-1.0%	-2.8%
426	Pleasant Hill Rd./Poinciana	N/A	N/A	N/A	1,050	N/A	N/A
43	Central Florida Pkwy.	15,087	12,445	-74.0%	3,238	-77.0%	-78.5%
44	Clarcona/Zellwood	17,102	15,317	0.3%	15,369	-7.8%	-10.1%
442	Clarcona/Zellwood	1,291	2,880	97.4%	5,686	N/A	340.4%
443	Lee Rd. Crosstown	2,705	23,418	-3.7%	22,556	#DIV/0!	733.8%
444	Universal/Northbridge	325	242	24.8%	302	#DIV/0!	-7.1%
45	Lake Mary	4,825	4,261	6.5%	4,539	2.9%	-5.9%
46	W. S.R. 46/Seminole Towne Ctr.	13,873	14,469	6.7%	15,439	9.5%	11.3%
47	Oviedo	4,237	4,900	-16.9%	4,071	13.2%	-3.9%
48	W. Colonial Dr./Park Promenade	47,997	48,362	2.5%	49,547	3.4%	3.2%
49	W. Colonial Dr./Pine Hills	47,489	45,592	0.1%	45,641	-3.9%	-3.9%
50	Downtown Orlando/Magic Kingdom	53,758	50,974	-0.2%	50,864	2.3%	-5.4%
51	Conway/OIA	34,839	30,572	-21.5%	23,993	-32.8%	-31.1%
52	Pine Castle/Tradeport	5,841	5,000	-75.0%	1,251	-77.3%	-78.6%
53	Story Rd./Tildenville	8,001	6,597	-73.7%	1,734	-78.8%	-78.3%
54	Old Winter Garden Rd.	11,967	12,064	2.7%	12,386	5.1%	3.5%
55	West U.S. 192/Orange Lake	48,276	42,577	4.4%	44,440	-6.2%	-7.9%
56	West U.S. 192/Magic Kingdom	50,437	45,952	7.5%	49,382	-2.9%	-2.1%
57	John Young Pkwy.	20,166	19,208	-3.2%	18,594	-0.6%	-7.8%
58	Shingle Creek	1,946	2,818	6.0%	2,988	65.5%	53.5%
99	Farebox Errors	12,661	82	12226.8%	10,108	352.9%	-20.2%
Total		2,199,556	1,990,847	1.2%	2,013,747	-6.7%	-8.4%

LYNX Ridership Growth - All Modes

Passenger Trips



Monthly Report C: Planning and Development Report

To: LYNX Board Of Directors

From: **Edward Johnson**
Chief Administrative Office
Belinda Balleras
(Technical Contact)
Doug Jamison
(Technical Contact)

Phone: 407.841.2279 ext: 6058

Item Name: Planning & Development Report

Date: 2/26/2009

Coordination Activities

Orange County - Staff has coordinated with City of Winter Garden for the installation of trash cans along the LINK 442 route. In exchange for LYNX installing trash cans at 12 stops along the route, the city has agreed to pick up the trash.

LYNX has also finished coordination with the Jaycees to adopt 14 stops along 2 routes (the LINK 8 and the LINK 57). Similar to the City of Winter Garden, the Jaycees will pick up trash in the exchange for the installation of trash cans.

Osceola County - LYNX staff is coordinating with Wal-Mart located in Poinciana for the installation of a shelter at an existing bus bay. This shelter will help serve both the LINK 26 and the associated Flex-route service in the area.

Seminole County - LYNX has coordinated with the County and the City of Lake Mary for installation of a trash can along the LINK 45 on Lake Mary Boulevard.

Geography Network

The main page and the three web applications currently available on LYNX Geography Network had been loaded on a desktop 983 times between January 1 and January 29, 2009.

GIS

GIS staff is working on scheduled updates of the streets basemap for LYNX' service area. The compiled regional files will be distributed to the following GIS based applications – Trapeze FX, Trapeze PASS, and Passenger Trip Planner.

Under phase two of the Partners for Structures layer project, funded under the USGS Assistantship program, LYNX' GIS staff is working on compiling the data and creating models for data-conversion. The data and the models for Orlando Urbanized Area that falls in Lake County would be shared with County GIS management that committed to adopt and maintain the structure for future regional database updates.

GIS staff is working with Service Design and ACCESS LYNX staff on defining the geography of the service area for LYNX' new Flex service.

Federal Job Access and Reverse Commute (JARC) Program and the New Freedom Program (NFP) - Coordinated Transportation Planning Meeting

Following up on recent coordinated transportation meetings, LYNX Planning and Development staff has been working with a number of human services agencies who have expressed interest to develop projects responsive to transportation needs and gaps identified. Many of these agencies are anticipating funding shortfalls from various sources, from various federal, state, and local government programs as well as from charitable sources. New opportunities for ensuring dependable transportation options are being sought to ensure individuals served by these agencies are able to access the many programs and services important to promoting self-sufficiency. Types of projects being considered are vanpool programs, expansion of client transportation services provided by some of the agencies, as well as voucher arrangements that will allow more individuals to access social service programs.

MORE TMCC

There were eight sites including Central Florida, that were chosen by the United We Ride (UWR)/Mobility Services for All Americans (MSA) joint initiative to develop plans for regional coordination of Human Services sponsored transportation services. This Phase I effort was to develop plans for various types of agencies to service as models for how to develop a coordinated transportation system.

Three agencies were chose from the eight Phase I projects to proceed to Phase II, deployment of the plan developed in Phase I. The evaluation and decision by the Federal team did not focus on the best overall plan but on plans that had the most potential for replication at other similar sites throughout the United States. Teams from Aiken, S.C., Cherry Hill, N.J., and Paducah, K.Y. were chosen for Phase II funding of the deployment of their design. The team from Atlanta, G.A. has chosen to drop out of the project.

The remaining four teams, including Central Florida, have been requested to submit a proposal to the Federal Transit Administration to utilize the remaining funding to provide support to the three Phase II participants and to advance a small portion of our design from Phase I. We anticipate receiving \$100,000 through these available funds.

Staff will submit a proposal related to the coordination of Human Services transportation provision in the Central Florida area to the Federal Transit Administration, including the required provision to provide support to the three Phase II projects. Further information on this proposal will be provided at the March 2009 meeting of the LYNX Board of Directors.

Shelters and Amenities

Orange County – LYNX' staff is still working through the permitting process for approximately 12 shelters on Oakridge Road and is currently permitting another 7 shelters on Silver Star Road, as well as the 2 shelters in Tangelo Park and the 6 shelters at the Florida Mall.

City of Orlando – LYNX' staff received permits and is also in the process of installing 8 shelters at the following locations: 6 on Oakridge Road, 1 on Michigan Street (in front of the Boston Market) and one on Osceola Avenue downtown (near a senior residential tower).

City of Sanford – LYNX' staff is currently working with the City of Sanford CRA and started the refurbishment of 4 existing shelters. In addition, LYNX is currently having an existing shelter refurbished for re-installation at an existing shelter pad at a Wal-Mart located on Rinehart Road in Sanford.

Seminole County - LYNX staff has received the go ahead from the Seminole County Redevelopment Planning Agency for installation of shelters along the US 17/92 corridor. LYNX staff has also began coordinating with the associated municipal partners within the CRA and also with the City of Longwood to begin the process of ordering the shelters and permitting. It is anticipated that by the end of the fiscal year to have a minimum of 23 shelters installed along the corridor.

Winter Park - LYNX has completed negotiations with the City of Winter Park and has received Board approval of the Transit Interlocal Agreement with City of Winter Park. There are 6 shelters currently on order from the manufacturer with an anticipated installation date of March/April 2009.

Developments of Regional Impact (DRI's)/Roadway Projects

LYNX staff reviewed and/or commented on the following projects, and attended meetings related to these projects.

Rybolt Park

- Project is located west of CR 419 and east of UCF in eastern Orange County.
- LYNX' staff has previously attended a pre-application meeting for this project. Subsequently, LYNX' presence was requested at a transportation meeting specific to the project prior to the submittal of the application to the Regional Planning Council. One of the primary purposes of this meeting was to discuss possible solutions for the inclusion of transit in the plan submitted to the Regional Planning Council. LYNX' staff position is any extension of service under the current funding model will have to be developer funded and that this also must be front loaded into the project.

Center of Commerce Monitoring and Modeling Study

- Project is located in the City of Orlando and is north of Silver Star Road off of Mercy Drive.
- Project is currently served by the LINK 25.
- Project at certain thresholds will be required to provide traffic mitigation to off-set the impact of traffic on the surrounding area. This normally involves expensive modifications to or expansion of the local roadways. LYNX has suggested to the developer that contributing to improving service in the area, such as improving headways, may be an alternate means of providing this mitigation. Project staff have noted this and will keep LYNX staff informed at what point the agency may need to enter into discussions for assisting with traffic mitigation.

Camino Reale DRI First Comment Review for ADA

- Project is located in eastern Orange County in the Innovation Way Study area south of SR 528
- LYNX' staff requested the developer to address how transit will be incorporated into the first phase of the project.
- LYNX' staff asked for clarification on the project's transit connectivity with the LYNX system and how the project is partnering with other projects within the Innovation Way Corridor.

Road Projects

Staff provided comments and/or was involved in the regional review process for the following road projects:

Orange County

Widening of Hoffner Road from Conway to Lee Vista – LYNX' staff has provided additional comments to the consultant and Florida Department of Transportation (FDOT). LYNX' staff has requested ADA pads for approximately 6 bus stops and shelter pads.

Bridge replacement CR 535/Vineland Road – LYNX' staff is coordinating with the contractor for detours associated with this project. A permanent detour for at least 1 year will be in place for the LINK 442.

SR 50 Widening from Good Homes to Pine Hills Road – LYNX' staff is coordinating with the contractor with respect to shelter relocations and stop movements required as part of the road widening project.

Monthly Report D: Communications Report

To: LYNX Board Of Directors

From: Peggy Gies
CHIEF MARKETING OFFICER

Deborah King
(Technical Contact)

Phone: 407.841.2279 ext: 6020

Item Name: Communications Report

Date: 2/26/2009

Advertising Sales

ADVERTISING SALES	JANUARY 2009
Advertising Sales Revenue	\$34,382
Net Revenue to LYNX Fiscal Year to Date	\$403,811

Marketing

WEBSITE USAGE	JANUARY 2009
Average Hits per Day	67,585
Average Users per Day	2,345.45
Average Hits per User	28.81
Average Time Spent on Site	6 minutes, 54 seconds
Approximate Visits per User	1.85
Total Page Hits	520,925
Total User Visits	72,709
Total Unique IP Addresses (visits)	39,099

Commuter Services

COMMUTER CHOICE TRANSPORTATION PROGRAM		
CARPOOL/VANPOOL INQUIRIES	JANUARY 2009	
Phone	49	
Internet	11	
Letters	18	
Matches	6	
VANPOOLS	JANUARY 2009	
Commuter Choice Vanpool Participants	586	
Total Revenue Miles YTD	291,864	
New Vanpools	0	
Returned Vanpools	0	
Current Vans in Service	65	
Pending Vanpool Interest	<ul style="list-style-type: none"> • Orlando VA Medical Center • Westgate Sand Lake • Walt Disney World • City of Orlando 	
No. of Employers Contacted	59	
No. of Employees Contacted	470	
Employer Program Presentations	<ul style="list-style-type: none"> • Courtyard Orlando Airport • Holiday Inn Select • Marriott Orlando Airport • Hawthorne Suites Orlando Airport • AmeriSuites Orlando Airport • Walt Disney World • City of Orlando • Orlando Utilities Commission (OUC) 	
Employee Program Presentations	LOCATION	PARTICIPANTS
	Disney – Hollywood Studios	140
	Orlando International Airport 2009 Environmental Fair	130
	Disney - Team Disney	200

	Total Participants	470
Other Business Presentations/Meetings	LOCATION	PARTICIPANTS
	African American Chamber Infomarket After Hours Mixer	8
	I-Drive Chamber Tourism Orlando Leadership Class	3
	Central Florida Hotel & Lodging Association General Manager Luncheon - Orlando International Airport	6
	Non-Profit Communications Roundtable	12
	West Orange Chamber of Commerce Business After Hours	100
	MetroPlan Orlando Telework Pilot Workshop	12
	RBC Bank Business of the Month	200
	Community Event for Scouts	1
	Business Connections So Social Networking	20
	Total Participants	362

Commuter Services Events

Disney – Hollywood Studios and Team Disney

Disney invited LYNX Commuter Services to share with its employees the Commuter Assistance Programs (CAP) available through LYNX. The more than 140 employees at the Hollywood Studios and more than 200 employees at Team Disney were able to receive information on the transportation options available to commute smarter to work. This is another of a series of “Planning in Uncertain Times/Healthy Holidays” information fairs. Disney participates in our Bus Pass Program, Carpool Program, and the Guaranteed Ride Home Program. LYNX Commuter Services is maintaining a strong presence with Disney Cast Members to remind and encourage them to participate in the CAP programs provided by the Commuter Services Department.

Central Florida Hotel & Lodging Association (CFHLA) General Managers Luncheon - Orlando International Airport

. As a CFHLA sub-group, OIA Hoteliers meet regularly to discuss items of interest in the airport area. These hoteliers requested a conversation with a LYNX representative to discuss transportation issues near the airport area of Semoran Boulevard. The Commuter Assistance Programs were well received. The President of the CFHLA, Rich Maladecki, was the chairperson who led the discussion and encouraged those GMs to pool their number of associates together to increase the possibility of forming solid Carpool and Vanpool groups. They all

concurred with the recommendation. The Commuter Services Team is gearing up to present information on the Commuter Assistance Programs to their HR Managers and employees.

Orlando International Airport 2009 Environmental Fair

LYNX Commuter Services was invited to attend OIA’s employee fair to offer information about the Commuter Assistance Program. Employees from the Transportation Security Administration and Walt Disney World cast members in particular were happy to receive information, as both of those employers offer LYNX Transportation Benefits. LYNX representatives were able to speak with approximately 130 individuals who work at the airport under various employers.

Media Relations

Following a successful 2008 calendar year 2009 is off to a strong start. The Orlando Business Journal ended/started the year with an Executive Profile on Linda Watson. Another story centered around the City of Orlando and LYNX working on a LYMMO expansion. The Central Florida Future wrote an editorial about the pending Biodiesel facility and a feature on the January fare increase. The Orlando Sentinel Editorial Board ran their traditional January 1st goal’s column. They had a paragraph about finding a funding source for LYNX. The Sentinel also printed a feature article on the value of being an advertiser on LYNX buses and how LYNX has refocused its sales efforts due to the slow economy.

Customer Service

CALL CENTER DATA	JANUARY 2009
Number of Calls	35,249
Call-Wait Time in Seconds	:23

SALES & INFORMATION DATA	JANUARY 2009
Customers serviced through fixed route inquiries/sales	21,042
LYNX fare media sales	\$200,606

CUSTOMER SERVICE DATA	JANUARY 2009
Internet Inquiries	309
“How To Ride” presentations	0

LYNX Board Agenda

CUSTOMER RELATIONS DATA	JANUARY 2009
Customers assisted by telephone, fax, one-on-one	3,645
Concerns/Suggestions for Transit Ops (LYNX)	165
Compliments for Fixed Route/Road Rangers	16
Concerns/Suggestions for Paratransit (MV and LYNX)	291
Compliments for Paratransit	0

LOST & FOUND DATA	JANUARY 2009
Number of items recovered	549
% items returned to owners	28.96
Advantage IDs issued	107
Kids In School & Senior IDs issued	20

Monthly Report E: Government Relations Report

To: LYNX Board Of Directors

From: James McLawhorn
CHIEF GOVT AFFAIRS OFFICER
Bryan Stutts
(Technical Contact)

Phone: 407.841.2279 ext: 6064

Item Name: Legislative Update

Date: 2/26/2009

President Obama signed HR 1, the American Recovery and Reinvestment Act, on February 17 in Denver. The final House vote was 246 to 183 - not one Republican voted for the final bill. In the Senate, the vote was 60 to 38 – exactly the number of votes needed to pass the bill. The same three moderate Republicans who voted for earlier versions of the bill voted in support – Senators Snowe and Collins of Maine and Specter of Pennsylvania. All other Republicans voted against the bill.

The economic recovery legislation provides \$8.4 billion for investments in public transportation projects. Of the \$8.4 billion provided for public transit, \$6.9 billion will be distributed to public transit systems through the Federal Transit Administration's formula program that is already in place. The remaining \$1.5 billion will be available as grants for new major projects and modernizing the nation's urban rail systems.

The legislation also includes for the first time, a significant investment of \$9.3 billion for intercity passenger rail, including \$8 billion for high speed rail corridors and \$1.3 billion for Amtrak. Additionally, there is \$1.5 billion for a new, intermodal discretionary program that can be used for public transportation, highways, bridges, freight rail, and ports. Separately, an additional \$150 million for rail and transit security grants is provided to help make our public transportation systems more secure.

Congress also included tax incentives to encourage transit commute benefits at the same level as parking benefits, for the first time, has made the transit commute benefit equal to the parking benefit, which is currently \$230 per month. This action will provide a tax-free way for employers to encourage their employees to use energy-efficient, fuel-saving public transportation.

The total recovery package is \$789 billion with approximately \$48.1 billion of that in new spending for transportation programs.

Transit –

- \$8.4 billion total funding
- Includes \$6.8 billion for the capital formula program, \$750 million for the Rail Mod program, \$750 million for the New Starts/Small Starts program and \$100M for discretionary capital grants to reduce energy consumption or green house gas emissions.
- The additional New Starts funding will produce about \$1.5 billion in additional Contingent Commitment Authority (CCA) that FTA can use to sign additional Full Funding Grant Agreements (FFGAs).
- The first 50% of the capital and Rail Mod funds must be “obligated” within 180 days. Any funds not used will be redistributed to other recipients. All remaining funds must be obligated within one year of the date of enactment. Funds remain available until 9/30/2010.
- The New Starts funds will be allocated at the discretion of the US DOT Secretary with priority given to those projects already under construction (have an FFGA) and those who can obligate the funds within 150 days. No “use it or lose it” requirement. Funding remains available through 9/30/2010. Current match ratio is retained.

Passenger Rail -

- Amtrak - \$850 million for Amtrak capital improvements and \$450 million for capital security grants
- High Speed Rail - A total of \$8 billion is provided for intercity passenger rail and the high speed rail corridor program. The Secretary must submit a funding plan to Congress within 60 days and issue grant criteria within 120 days of enactment. 100% Federal share.

Reports and Requirements -

- Governors must certify within 30 days of enactment that the state will maintain its efforts on transportation projects – in other words not simply substitute federal funds for existing state funds. States failing to maintain their state efforts will be prohibited from participating in the FY’2011 redistribution of federal highway funds.
- State and local governments must submit 90-day, 180-day 1-year, 2-year and 3-year reports showing information such as the number of contracts awarded and completed and jobs created and sustained.

LYNX Board Agenda

Under any circumstances, LYNX will receive money from the Stimulus package. The legislation includes some transit money to be distributed under the formula grant program. Beyond that, we will work to obtain available discretionary monies.

Congress will soon turn its attention to completing the Fiscal Year 2009 Appropriations bills. It is probable that the nine unfinished Appropriations bills will be combined into one Omnibus Appropriations bill. Congress returns to session the week of February 23. The existing Continuing Resolution expires on March 6. The Congress hopes to pass the Omnibus bill before that date.

As reported previously, the unfinished Transportation Appropriations bill included two discretionary appropriations -- \$3 million for LYNX buses and \$8 million for expansion of the LYMMO system. It is expected that these appropriations will be included in the Omnibus bill.

Monthly Report F: Employee Travel Report

To: LYNX Board of Directors

From: **Linda Watson**
 CHIEF EXECUTIVE OFFICER
Blanche Sherman
 (Technical Contact)
Deborah Henderson
 (Technical Contact)

Phone: 407.841.2279 ext: 6017

Item Name: Monthly Employee Travel Report

Date: 2/26/2009

EMPLOYEE / DEPARTMENT	DESTINATION	PURPOSE	DEPARTURE AND RETURN DATES	TOTAL ESTIMATED COST	AGENCY COST
J. Marsh McLawhorn Govt. Relations	Tallahassee, FL	Attend Special Session	01/11/09 – 01/13/09	634	634
Mira Bourova Operations	Deland, FL	GIS Users Group Meeting	01/30/09	-	-
Joe Cheney Operations	Hayward, CA	2009 Gillig pre-production meeting	02/05/09 – 02/07/09	664	-
Lisa Darnall Operations	Hayward, CA	2009 Gillig pre-production meeting	02/05/09 – 02/07/09	666	-
William Hearndon Operations	Jacksonville, FL	Florida Commission for the Transportation Disadvantaged Quarterly Business Meeting	02/26/09	-	-
TOTAL ESTIMATED COSTS and AGENCY COSTS				1,330	634